




# ENERG



Samsung

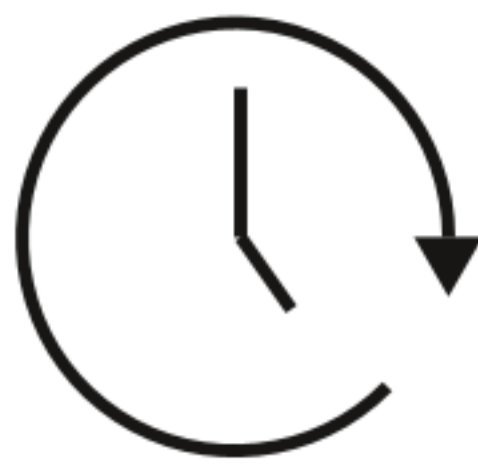
WW11DG5B25AE




**48 kWh** / 



**11,0 kg**



**4:00**



**54 L**



A **B** C D E F G



A **B** C D