

AIR MATTERS

COLLECTION 2020/2021



 **FABER**
AIR MATTERS

A hand is shown from the bottom, reaching upwards towards a soft, white cloud. The background is a clear blue sky with scattered clouds. The hand is positioned as if it is about to touch the cloud, creating a sense of aspiration and connection with nature.

LEAVING A **NEW** IMPRESSION **IN THE AIR**

At Faber, we are always looking for innovative technologies and solutions inspired by nature that respect the environment so that you can live in better harmony with the planet at home.


IMPROVING AIR SINCE 1955, TO MAKE THE WORLD A HAPPIER PLACE.

There's nothing we don't know about air at FABER.
Our know-how in suction allowed us to invent the kitchen
hood. Over the years we've moulded air into a thousand
forms, just like steel, plexiglass, glass and wood.
As if by magic, we've compressed it, made it disappear
and reappear from nowhere. We've turned the kitchen
hood into an object of design and a work of art.
We've given it smart functions as a light fitting, air
conditioner and filter and even connected it to the future.
Always quick to see how the world is changing, we're still
innovating today, to make tomorrow's air even purer.

We use air technology in another way too: to improve
people's wellbeing and their quality of life. Living with a
FABER hood means feeling protected in your home and
natural environment. It means the satisfaction of comfort
and versatility, and improving with every day that passes.
FABER works to make your wishes come true, to let you
breathe the air of your dreams.
Everybody has a world of their own and we want to make
it a happy one.


1955

Nasce Faber Plast.
Faber Plast is founded.



1995

AXIA
The first T-shape hood.



2008

KLIMA
The first air conditioning
hood.



2018

GLOW
With Airlane Technology



1958

La prima cappa
in plexiglass.
The first Plexiglas hood.



1999

M@STER
The first smart hood.



2010

F-LIGHT GENERATION
The first chandelier hoods.



2019

GALILEO
The first hob extractor
in A+++



1986

NOVA
La prima cappa a camino.
The first chimney hood.



2004

MATRIX
The first hood that hangs like
a picture.



2016

TALÌKA
The first totally vertical hood.



reddot award 2017
winner



2020

K-AIR
The first touch screen
connected hood with air
quality sensor.

A VISION OF GLOBAL REACH



A VISION OF GLOBAL REACH.

FABER has a lot in common with air...
both are present all over the world.
Air has always been our chosen material.
Now the world is our home. So it's only
natural we should want to improve them both.

INVESTING IN THE WORLD

Always growing, to serve more people.

THINKING LONG TERM

All-round competence: automation,
robotics, IT, total quality.

INNOVATING CONTINUOUSLY

Engineering research, advanced solutions,
living benefits.

DESIGNING THE FUTURE

Ergonomics, design, functionality, comfort,
style and wellbeing for the home.

HEADQUARTER
Fabriano - ITALIA

COMMERCIAL OFFICE
Hudson - USA
Chambly - FRANCIA
Istanbul - TURCHIA
Mosca - RUSSIA
Pune - INDIA

PLANT
Sassoferrato - ITALIA
Manisa - TURCHIA
Villedieu-les-Poêles - FRANCIA
Byske - SVEZIA
Kaluga - RUSSIA
Pune - INDIA
San Luis - ARGENTINA
San Luis Potosí - MESSICO

PEOPLE ARE OUR INSPIRATION

At Faber, we know how to look far but also very close. **We look at people because they are our inspiration.**

Their needs, desires and dreams are the basic principles for which **we strive to supply better and better answers, time after time.**

Everyday actions in a kitchen, even the smallest ones, tell of a daily routine that is a matter of careful study for us so they can be simpler, safer and more spontaneous for you. Everything depends on **wellness** of the people.





SAFETY IS IN RELIABLE HANDS



Reliability is a constant characteristic of all FABER products. It becomes easier to appreciate with time, a certainty. When everything is working as it should, home is a more relaxing place. And when the air is pure and clean, home becomes a place of true wellbeing. That's what reliability means to us: making life better for years to come.

RECORDS IN EXCELLENCE

- The first **ISO 9001** Quality Certification in the field of kitchen hoods.
- **SGS Certificate of Excellence n°001:** a worldwide first.
- Integrated Management System for Quality (**ISO 9001:2015**), Occupational Health and Safety (**OHSAS 18001**) and the Environment (**ISO 14001**) certified by SGS.
- Products conforming to the strictest safety requirements and to standards **EN 61591** and **EN 60704-3**, tested in an authorised in-house laboratory, certified and guaranteed by leading international bodies.

IMQ The Italian Quality Mark

CE The EU Safety Mark

SEMKO International Safety Certification by Intertek ETL

UL The Quality Mark for the USA and Canada

CCC The Chinese Quality Mark



DREAM

TRENDY, CONTEMPORARY,
TECHNOLOGICAL.

Il design che esalta un'estetica distintiva, l'attenzione ai dettagli e l'innovazione per far vivere tutto il comfort dell'ambiente cucina come un'esperienza nuova. Una cappa equipaggiata con le applicazioni più trendy del momento e le funzionalità più intelligenti, come timer, controllo remoto, connessione con i sistemi di automazione domestici.



EMOTION

TIMELESS, COMFORTABLE,
VERSATILE.

The technology that makes the kitchen more welcoming, turning it into the heart of the house. Quiet, efficient and with a lower impact on the environment.

A hood that knows how to excite with the presence of natural materials, such as wood, and warm colours. And it can create a laid-back atmosphere, hinting to tradition and packed with style.









SMILE

PRACTICAL, FUNCTIONAL, CURRENT

The simplicity that makes you love it and the ease of use that improves everyday life, with the certainty of constant and enduring reliability.






A hood that is also easy to clean and that satisfies all practical requirements while being remarkably effective in neutralising fumes, vapours and odours in the kitchen, making the environment even more comfortable.

AIR RANGE








Bi-Air 75 C-Air 74 K-Air 62 T-Air 70 V-Air 69 V-Air Flat 66

HOB EXTRACTOR











Galileo NG 78 Galileo 60 88 Galileo Smart 84 HOO-B 92 HOO-B Glass 92

SUSPENDED
















Beat 124 Belle / Belle Plus 106 Céline / Céline Plus 110 Glow / Glow Plus 102 Lybra Plus 120 Nest Plus 122 Pareo Plus 121








Odette / Odette Plus 114 Soft Cube 118 Skylift 98 Zoom Plus 123

CEILING











Inside Up 130 Heaven 2.0 144 Heaven 2.0 Flat 143 Heaven Air 142 Heaven Glass 2.0 145 Heaven Glass 2.0 Flat 143 High-Light 138








Onyx-C 134 Skypad 2.0 141

DOWNDRAFT












Fabula Plus 60 149 Fabula Plus 90 148









WALL









Bella Comfort 206 Chloè 218 Chloè XL 272 Cocktail 196 Cubia Plus Cubia Gloss Plus 217 Cylindra 214 Cylindra Gloss Plus 215

Daisy Plus 195 Eclipse 216 Grèxia 192 Glam-Fit 184 Glam Fit Zero Drip 166 Glam Fit Zero Drip Plus 156 Glam-Light 188 Glam Light Zero Drip 162











Glam Light Zero Drip Plus 160 Lithos 212 Nice 210 Onyx-T 198 Onyx-V 168 Premio Angolo/ SP 234 Pyana 176 Ray 211

Soft Edge 152 Soft Slim 155 Steelmax 194 Stilo Comfort 207 Stilo Glass Smart 208 Stilo Smart 209 Solaris 235 Synthesis 231














T-Dark 202 T-Light 205 Talika 180 Tender 230 Thea 224 Tweet 197 Twice 172 Value 232




ISLAND



Bella Comfort Isola 243 Chloè XL Isola 256 Corinthia Isola 248 Cubia Isola Plus / Cubia Isola Gloss Plus 253 Cylindra Isola Gloss Plus 251 Cylindra Isola 252 Glassy Isola 246












Stilo Comfort Isola 245 Stilo Glass Smart Isola 244 Thea Isola 258 T-Shelf 238 T-Light Isola 242 Tratto Isola 247

BUILT-IN BUILT UNDER TELESCOPIC














Flexa 293 Flexa Hip 292 Flexa Glass 291 Flexa Glass Lux 290 Hava 267 Ilma 266 Ilma Touch 262









In-Light 276 In-Nova Air 271 In-Nova Comfort 274 In-Nova Premium 273 In-Nova Smart 275 In-Nova Touch 272 In-Nova Zero Drip 268 Inca Lux 2.0 279












Inca Lux Glass 278 Inca Lux Smart 280 Inka Plus HC 283 Inka Plus HCS 282 Inka Smart C 286 Inka Smart HC 285 Inka Smart HCS (ICH) 284 Maxima ECO 289












Maxima EV8 288 Maxima Touch 287 160/45 Plus 298 741 Base 27 741 PB 296 2740 Base 295 2740 PB 294

COUNTRY








Agorà 303 Ranch 304 Ranch Angolo 305 Trendy 301 West 302

HOB








FBH32 315 FBH64 314 FCH64 313 FCH84 312 FCH95 310 FCH SLIM 94 311

ACCESSORIES 316

INSTALLATION 328

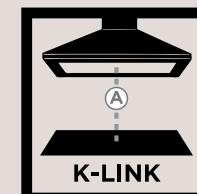
Advanced technology for real life benefits.

FABER CLOUD



The exclusive Faber Cloud app can be used to monitor the air quality in your kitchen and adjust the main settings of your hood at any time, even from your mobile phone.

K-LINK



With the radio connection between the hood and Faber induction hob, the suction power is automatically adjusted according to the selected cooking level to optimise performance and avoid unnecessary waste.

AIR QUALITY SENSOR



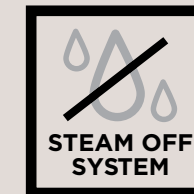
Keep temperature, humidity percentage and the presence of volatile organic compounds under control in the domestic environment. The sensor automatically adjusts the suction power until perfect air quality is restored.

SIL & STILL



All hoods in the line-up already have a noise level at the maximum power of only 52 dB(A). The Eco Function can be activated by combining the effects of SIL & STILL TECHNOLOGY and the exclusive BRUSHLESS motor, for continuous 24-hour, energy-efficient air exchange in the surrounding environment, silently below 40 dB(A).

STEAM OFF SYSTEM



The dual action of the air entirely eliminates the condensation effect. The hood sucks in and at the same time emits jets of air that create a vortex to accelerate and facilitate conveying and capturing steam.

ZERO DRIP



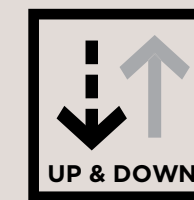
Stop condensation! Zero Drip collects it in a frame preventing it from dripping onto the hob. Zero Drip Plus makes it evaporate thanks to the specially heated glass of the hood.

AIRLANE



Maximum suction through an invisible passage. A second motor in the ceiling is activated automatically when the hood is switched on. Fumes and steam are captured by the second motor to purify the air of the entire environment and ensure maximum comfort.

UP & DOWN




The hood descends onto the cooker hob to optimise suction and then rises and disappears completely into the ceiling when it has finished, clearing the space altogether.

NAUTILUS




More power, less noise, superior comfort! Faber technology increases suction capacity by 30 m3/h, reduces noise and improves efficiency, always with minimal consumption.

ARIES



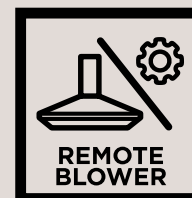
With the power of two brushless motors, Aries achieves a suction capacity of over 700 m³ abating noise by 9 dB(A). The superior, energy-saving and quiet performance of Aries puts vertical hoods in Class A.

BRUSHLESS



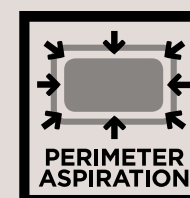
The brushless motor guarantees considerable energy saving coupled with high extraction efficacy. It is the most silent motor on the market and its performance remains stable in any usage condition.

REMOTE BLOWER



Available on many products, it allows you to install the motor away from the hood to reduce the noise in the kitchen. For acoustic comfort at the highest level.

PERIMETER ASPIRATION



25% less* perceived noise. Perimeter suction exploits the Venturi effect to accelerate the air flow through a narrow gap. The air slows down again once inside the hood for more efficient extraction.

*Equivalent to a reduction of 3 dB(A) according to EN 60704-3.

WATERPROOF




Any liquid spilled during cooking flows directly into a suction grille and is collected in an automatically drained tray under the hood, small enough to leave space for a utensil drawer.

POWER MANAGEMENT



Adjustable absorption setting on 4 power levels (KW). No more blackouts at home!

HFH FILTERING



Capable of eliminating 95% of bad smells, the technology guarantees maximum effectiveness in activated carbon filtering. HFH technology makes the hood more efficient for air purification from all odours..

FILTER ALARM



Filter saturation alarm: warns you when it is time to clean the anti-grease filter or substitute the anti-odour filter.

REAR OUTLET




The rear air outlet available with many FABER hoods allows fumes to be channelled to the rear instead of upwards. This eliminates the need for an upper duct, freeing up useful space above the hood.

SELF START



A special sensor switches the hood on as soon as air temperature reaches 35°C. A smart sensor activates your hood automatically whenever needed. Faber loves to make cooking easier and more enjoyable!

AUTOMATIC FUNCTION



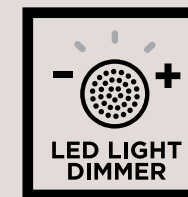
The hood will turn on at the most suitable speed automatically, adapting the extraction capacity to the maximum cooking level.

HOUR 24



Key 24: function which allows the hood to be switched on for 24 hours a day for air renewal with a level of noise that is imperceptible.

LED LIGHT DIMMER



Dimmable light: at the touch of a button the light is dimmed down and can be left on for a long time with minimal energy consumption.

TUNABLE WHITE



On some models, you can choose and vary the colour temperature of the light, from warmer (tending to yellow) to colder (tending to white).

DELAY 30



Automatic shutdown delay: you can postpone the motor shutdown to eliminate residual odours completely.

SPEED I



Intensive speed: function which activates maximum aspiration for 6 minutes to meet special cooking needs.

SOFT TOUCH



FENIX®, a high-tech material with unique characteristics. Soft and smooth to the touch, matte and smudge-proof surface.

ANTI TOUCH




Special smudge-proof materials for a perfectly clean hood and a surface without annoying stains.

BOOST




Thanks to the Double Intensive Function. Even the most persistent cooking steam and smells are eliminated in just a few minutes.

LED LIGHT



Thanks to the LED lighting you will have a brilliant light and excellent visibility over the entire cooking area, with a considerable energy saving.

TOUCH CONTROL



Extremely comfortable, user-friendly Touch Slider controls.

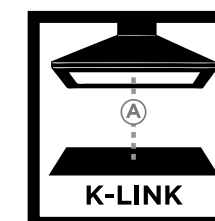
REMOTE CONTROL



The new remote control is compatible with many Faber hoods. To adjust suction and special functions, such as the courtesy light, 24H, Up&Down and Steam Off features. Controlling your hood is easier than ever.



K-LINK TECHNOLOGY AND THE HOOD ADJUSTS ITSELF AUTOMATICALLY



FREE HANDS IN THE KITCHEN. THANK YOU, FABER

The beauty of cooking is also that you can express yourself freely, without distractions. If you have an induction hob and a Faber cooker hood with K-LINK connection, just start cooking and the suction power of the hood automatically adjusts to the selected cooking level.

HOB AND HOOD DIALOGUE WITH EACH OTHER

Faber has created an intelligent connection between hob and hood, through an integrated system that works with radio waves.

A simple gesture is all it takes to set the hood to automatic operation. The system is always active because the radio signal is never interrupted.

At the same time, the perfect operation of the hood is guaranteed avoiding the waste of energy and excessive noise that you could have set the suction at a level too high compared to the produced fumes.



**AUTOMATIC
ADJUSTMENT
OF THE HOOD
POWER TO
EXTRACT
VAPOURS
AND
ODOURS.**



The connection is always active even in the presence of dirt residues on the hob.

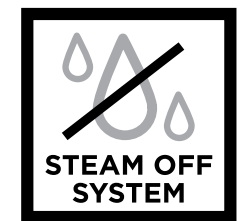


It can be controlled manually whenever you want.

Models of hoods prepared for connection with Faber induction hobs.



CONDENSATION IS NO LONGER A PROBLEM



FABER ELIMINATES THE PROBLEM OF CONDENSATION

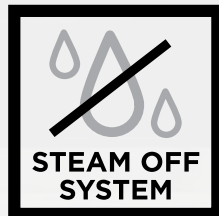
Eliminating condensation is essential to protect the wall unit where the hood is installed and to prevent drops of moisture from falling onto the hob. Faber has succeeded by creating special anti-condensation systems of total effectiveness.

STEAM OFF SYSTEM

The Steam Off System implementing Faber exclusive technology eliminates the problem from the beginning, avoiding the formation of condensation. While sucking in, the hood emits controlled jets of air that by whirling and accelerating, promoting the upward movement and convey the vapours to capture them all.

ZERO DRIP

The Faber Zero Drip and Zero Drip Plus systems stop condensation after it has formed. The first one collects it in a groove preventing it from dripping onto the hob. The second makes it evaporate through contact with specially heated surfaces.



SUCTION PAIRED
WITH HELICAL
AIR JETS AND
VARIABLE
GEOMETRY
ELIMINATES THE
CONDENSATION
EFFECT




ZERO DRIP PLUS

Pressing a button
on the glass part of
the hood activates
a heating resistor
that makes the
condensation
evaporate
completely.

Models with technology STEAM OFF SYSTEM



Luft



Hava



Ilma



Ilma Touch

Models with technology ZERO DRIP PLUS



Glam Fit Zero
Drip



Glam Fit Zero
Drip Plus



Glam Light
Zero Drip





Glam Light
Zero Drip Plus



In-Nova Zero
Drip

SILENCE THAT RESPECTS NATURE



THE FIRST COMFORT IS SILENCE

To make the kitchen a comfortable environment to live in, it is essential to have a hood that works making as little noise as possible, even at top power.

SIL & STILL TECHNOLOGY

Based on the study of aerodynamic flows inside the hood and targeted sound insulation, this Faber technology reduces noise at top power to just 52 dB(A). By activating the Eco Function, it ensures continuous air exchange in the surrounding environment for 24 hours, silently and with minimum consumption below 40 dB(A) comparable to the quietness of a library.

BRUSHLESS MOTOR

Faber is constantly looking for technologically advanced solutions and with this motor, it guarantees the best energy efficiency on the market.

REMOTE BLOWER

The noise of the hood can be minimised by moving the motor away.



NOISE OF JUST
52 DB(A) AT TOP
POWER



THE **ECO
FUNCTION**
ACTIVATES
CONTINUAL AIR
EXCHANGE IN
ULTRA-SILENT
MODE

Models with technology SIL & STILL



ONYX-C




ONYX-V



ONYX-T

THE SILENT PLEASURE OF A REMOTE MOTOR



REMOTE SUCTION KIT

The remote suction kit, with the utmost simplicity, makes it possible to move the hood motor away from the cooking area.

THE SILENCE INCREASES SIX METRES AWAY

With the Remote Suction Kit, the motor can be moved to another location of the house up to six metres away from the hood. Minimal noise and maximum comfort are ensured not only in the kitchen but also in the living area.



The model with the dedicated range of hoods is shown in the Accessories section on page 316

REMOTE EXTERNAL MOTOR

The remote external motor makes it possible to install the motor entirely outside the house and eliminate noise altogether.



The model with the dedicated range of hoods is shown in the Accessories section on page 316

SOFT LINE REVOLUTIONISES DESIGN



Soft Line is the Faber range of hoods made with FENIX®, a high-tech material with unique characteristics. The matte, smudge-proof surface is soft to the touch and reflects very little light. It is non-porous to facilitate daily maintenance and cleaning.

FENIX® is a material with high resistance to scratches, abrasions, dry heat and acids. Its properties make it perfect for kitchens. Another characteristic is that it can self-heal surface micro-scratches.



The Faber Soft Line consists of a suspended hood F-light (Soft Cube) and two vertical wall-mounted hoods (Soft Edge e Soft Slim). They are all available with three FENIX® finishes: Grigio Londra, Bianco Kos or Nero Ingo.




SOFT CUBE



SOFT EDGE



SOFT SLIM



AIRLANE TECHNOLOGY

SUPERB EXTRACTION THROUGH AN INVISIBLE DUCT



REAL POWER MAKES NO NOISE. IT KEEPS THE SECRET.

AIRLANE TECHNOLOGY can be used to install more than one Faber suspended hood in suction mode without the presence of unsightly connection pipes. In this way, you can have a hood and light cluster that integrates perfectly into the décor of your kitchen.

THE POWER OF A DOUBLE SUCTION.

With AIRLANE TECHNOLOGY a second motor in the false ceiling conveys fumes and cooking vapours sucked from the hood without piping.



EXPULSION
FROM THE
HOME
ENVIRONMENT

4

3


SUPERIOR
PURIFICATION
THANKS TO
THE OVERHEAD
MOTOR

CREATION OF
AN ASCENDING
AIR VORTEX

2

1

EXTRACTION
OF COOKING
FUMES AND
STEAM



Airlane conceals a second motor in only 30 cm of false ceiling allowing you to choose between four air outlet positions during installation.



Discover the
technology
video on our
YouTube channel
[faberairmatters]

KIT AIRLANE TECHNOLOGY

KIT AIRLANE ASPIRANTE cod. 1120542.875

FEATURES

Finish

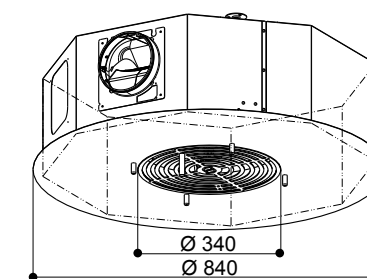
• Stainless steel

Ø of air outlet

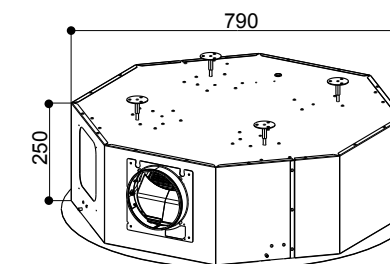
150 mm

Width

840 mm



THE AIRLANE KIT REPLACES THE CHIMNEY/DUCT NEEDED FOR SUSPENDED INSTALLATION AS AN EXTRACTION HOOD.



A NEW PLUS FOR F-LIGHT HOODS.

With the following F-Light hoods, both fixed and with Up & Down movement from the ceiling, you can get rid of suction piping at last. It disappears completely thanks to AIRLANE technology, which also guarantees better air purification and Energy Class A performance.



GLOW
GLOW PLUS



BELLE
BELLE PLUS



ODETTE
ODETTE PLUS




CÉLINE
CÉLINE PLUS

Optional on all F-LIGHT models



UP&DOWN TECNOLOGY

FREEDOM OF MOVEMENT IS IN THE AIR



In open-concept kitchen and living room combos and in those where space is restricted, there is often the need to choose a suspended hood with a design matching the interior décor.

Faber solves these needs by combining the function of a hood with that of a light fitting.

THERE'S A HOOD: IT'S IN THE LIGHT FITTING.

With the Up & Down technology, Faber perfectly integrates hood and light fitting, combining the needs of aspiration with those of design and lighting.

AN AMAZING SPACE-SAVING SOLUTION.

These hoods are excellent space-saving solutions capable of illuminating and enhancing any type of environment, from the most linear to the most sophisticated.

UP

A DESIGNER
LIGHT
FITTING THAT
FURNISHES
THE SPACE AT
ANY TIME OF
THE DAY



UP & DOWN: NICE MOVE IN THE KITCHEN.

DOWN: The hood moves down to illuminate the hob and optimise suction while cooking.

UP: The hood returns to the ceiling to form an elegant light fitting. And FABER's brand-new remote control makes movement easy.

F-LIGHT: MOVE IN CLASS A.

All F-Light models with their energy efficiency go far while bringing comfort closer.

DOWN

A HOOD THAT
MOVES DOWN
FOR MAXIMUM
SUCTION
EFFICIENCY
WHILE
COOKING



Models with technology UP & DOWN



Belle Plus



Celine Plus



Glow Plus



Lybra Plus



Nest Plus



Pareo Plus



Odette Plus




Skylift



Zoom Plus

LESS CONSUMPTION, MORE EFFICIENCY



FLAT DESIGN AND MAXIMUM COMFORT

Completely flat vertical hoods, for an even more trendy ultra-slim design. This is achieved with the Faber diffusers that concentrate the maximum suction power and the best energy efficiency in just 15 cm.

NAUTILUS

The exclusive diffuser design naturally inspired by the golden ratio for superlative comfort and outstanding performance.

ARIES

With the power of two brushless motors, Aries achieves performance with a suction capacity of over 700 m³ abating noise to 9 dB(A).

The hoods with Aries technology are in Class A+.

Models with technology NAUTILUS and ARIES




Glam-Fit

Glam Fit Zero
Drip

Glam Fit Zero
Drip Plus


Soft Slim

Talika



- ULTRA-THIN
- LOW ENERGY CONSUMPTION
- HIGH EFFICIENCY

15 CM



- MAXIMUM POWER WITH TWO BRUSHLESS MOTORS
- ULTRA-THIN
- LOW ENERGY CONSUMPTION
- QUIETER OPERATION



HFH TECHNOLOGY NO BAD SMELLS



ONLY FABER HOODS ELIMINATE 95% OF ODOURS.

What's the most effective activated carbon filtration technology? It's called HFH, which stands for "HIGH FILTERING HOOD". And it's a FABER exclusive, of course. HFH improves hood performance by removing odours from the air almost totally.



A LARGER SURFACE AREA AND TWO LAYERS OF ULTRA-EFFICIENT FILTER MATERIAL.

Faber's potent HFH technology is based on a cylindrical filter design with a far larger surface area. It's twice as effective too, because it uses two high-efficiency filtration layers with different porosities and activated carbon concentrations. That's how the filter captures both large and small particles.

FABER MAKES THINGS EASIER...QUIETLY.

Unlike other activated carbon filter systems, HFH also reduces noise by around 3 dB(A). And the smart, cylindrical shape of the filter makes easy work of removing the dishwashercompatible filter material.

THE MAXIMUM
EFFECTIVENESS
OF ACTIVATED
CARBON
FILTRATION TO
ELIMINATE 95%
OF ODOURS



The **easy-to-install** cylindrical filter has a larger area compared to conventional ones guaranteeing more effectiveness.

Ultra-filtering material consisting of two panels with different porosity and concentration of active carbon. The first layer captures the coarsest particles and the second smaller ones, increasing effectiveness even more.

Dishwasher safe.



Models with technology HFH



Stilo Comfort



Stilo Glass
Smart



Stilo Smart



Nice




Ray



GREEN INNOVATION

THE FUTURE IS IN OUR HANDS



WE ALSO THINK ABOUT THE PLANET

Making sustainable choices is essential to respect the world we live in. Therefore, it is important to choose a hood that is energy-efficient. By developing solutions aimed at lower environmental impact and greater energy savings, Faber also takes care of the planet

LED LIGHT

All FABER hoods incorporate LED lighting technology. The LED units consume next to nothing and produce a pleasantly natural light that ensures perfect visibility without altering colours

HIGHER CLASS ENERGY

Today, Faber hoods are confirmed in the highest energy classes. They ensure superlative performance and minimum consumption of the suction motor, filtering system and lighting. The top-of-the-range Galileo hob extractor achieves excellence in Class A+++.



Energy Efficiency Class: hoods with the highest ratings (A++, A+, A) consume less and are more respectful of the environment (green colour).


Annual Electricity Consumption: calculated for standard hood functioning times (60 minutes of suction and 120 minutes of lighting a day).

Fluid-dynamic efficiency: reveals the quality and power of the hood: efficiency rises as suction power increases or energy consumption decreases.

Lighting efficiency: this indicates how much light the hood produces for the energy it consumes; for the same lighting power, more light-efficient hoods consume less.

Filter efficiency: indicates the filter's capacity to capture grease.

Noise level: measured in dB at the hood's maximum fan speed (not boost).




AIR TREATMENT



AIR TREATMENT

AIR QUALITY IS ALWAYS UNDER CONTROL



HOODS CONNECTED TO YOUR WORLD

All hoods in the AIR TREATMENT by Faber range fit an Air Quality Sensor. This innovative device monitors the air and activates suction if it detects the presence of allergens, pollutants or odours.

By storing data on the Faber cloud, via an app that can be downloaded to smartphones, you can monitor the air quality at home at any time, even remotely.

K-AIR WITH INTEGRATED MONITOR

K-Air is an intelligent vertical hood with a built-in 21" monitor that can be controlled directly via the touchscreen or app. The exclusive Sensor Air Quality keeps the temperature, the percentage of humidity and the presence of volatile organic compounds (VOC and VOC), Carbon Monoxide and Nitrogen dioxide and methane under control in the domestic environment.

The sensor activates the hood as soon as pollution thresholds are exceeded, primarily in the space where you cook.

THE IDEAL SOLUTION FOR YOUR **SMART HOME**



**MONITORS INDOOR AIR
QUALITY AND RESTORES
FRESH AIR IN YOUR
KITCHEN**



**YOUR FAVOURITE WEB PAGES
ACCESSIBLE ANYTIME,
CONNECTION TO YOUR
INTERNET BROWSER
(AVAILABLE ON K-AIR MODEL)**



**THANKS TO THE FABER
CLOUD, YOU CAN ACCESS
IT FROM ANYWHERE
AND CHECK YOUR HOME
ENVIRONMENT**



**ALL FUNCTIONS CAN ALSO
BE MANAGED VIA THE
FABER APP**



REMOTE **MANAGEMENT** TOO

THE IDEAL SOLUTION FOR YOUR SMART HOME.

The exclusive App is designed to monitor air quality in your kitchen and manage the hood remotely too, with simple and intuitive functions.



A RANGE THAT IS **ALWAYS CONNECTED**

AIR TREATMENT by Faber is a complete range comprised of vertical, ceiling, T-shape and built-in hood models. All the hoods are equipped with an Air Quality Sensor, connection to the Faber Cloud and can be controlled remotely via the App. In addition, the K-air model comes equipped with the exclusive 21.5 inch integrated monitor.



BI-AIR



C-AIR



IN-NOVA AIR



HEAVEN AIR



K-AIR



T-AIR



V-AIR



V-AIR FLAT

AIR RANGE

BI-AIR	75
C-AIR	74
K-AIR	62
T-AIR	70
V-AIR	69
V-AIR FLAT	66



K-AIR TECHNOLOGICAL PLUS



AUTO FUNCTION
it automatically sets and controls the aspiration phase to remove pollution and restore fresh air in your kitchen.



RECIPIES PLAY VIDEO
Full web browser and audio diffusers. Listen your favourite music or cooking assistant through video recipes.



FULLY INTEGRATED WITH AMAZON ALEXA
Use voice control to switch on/off the hood, set aspiration level and control the lights.



CONNECTED TO YOUR HOME ADDITIONAL DEVICE
Connect your wi-fi / IP remote cameras. Always visible directly into your hood monitor



MULTIPLE TIMER
Multiple Timer management.



SHOW YOUR FAVORITE
Your favourite picture slideshow in the Kitchen.



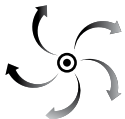
TOUCH MONITOR 21.5
21.5 inches touch display.



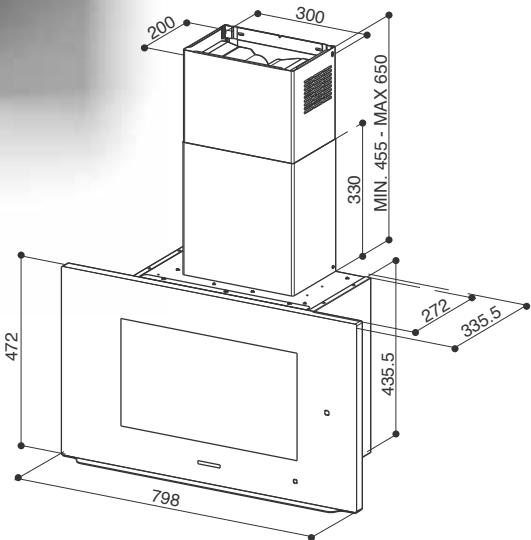
TUNABLE WHITE
Set dimmerable white LED intensity.



MOBILE APP VIA FABER CLOUD
Mobile APP via Faber Cloud keeps you informed through the dedicated app when it reaches unsafe conditions, allowing remote control too.



AIR QUALITY INDICATOR
constantly monitors Indoor Air Quality in your kitchen.



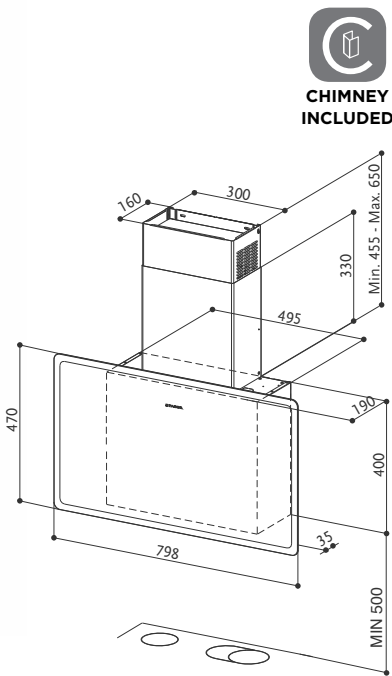
K-AIR

K-AIR TOUCH KL A80 cod. 330.0615.671



FEATURES	PERFORMANCE	ACCESSORIES
Finish • Black and light brown glass	Speed 1 2 3 INT	Cod. 112.0157.240 F8 Charcoal filter
Controls Touch control	Air capacity IEC point 280 430 580 700	Cod. 112.0158.127 FHP8 Charcoal filter High Performance
Lighting LED lights	Pressure 420 480 520 530	Cod. 112.0185.278 FLL8 Charcoal filter Long Lasting
Grease filter Cassettes dishwasher safe	Input 190 230 255 270	Cod. 112.0252.439 Recycling version kit WH
Ø of air outlet 150 / 120 mm	Noise level 52 59 66 70	Cod. 112.0252.442 Recycling version kit BK
Width 800 mm		
Energy class A		





V-AIR FLAT

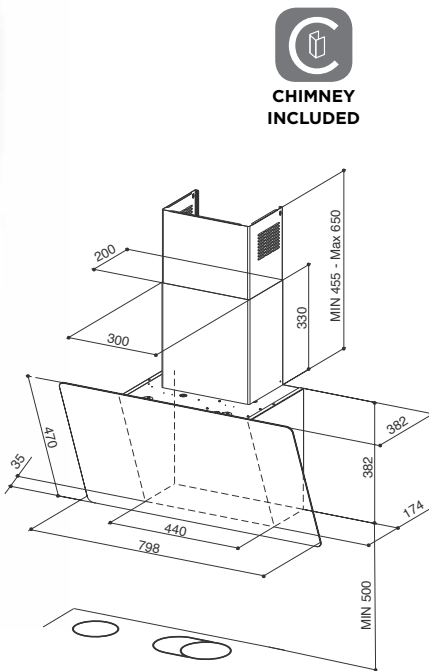
V-AIR FLAT KL A80 cod. 330.0615.684



(optional)



FEATURES	PERFORMANCE					ACCESSORIES
Finish	Speed	1	2	3	INT	Cod. 112.0540.783
• Black and light brown glass	Air capacity IEC point	190	250	400	570	F22 Charcoal filter
Controls	Pressure	300	450	540	650	Cod. 112.0615.733
Touch control	Input	100	115	120	125	Remote control
Lighting	Noise level	52	58	67	73	
2 LED lights						
Grease filter						
Cassettes dishwasher safe						
Ø of air outlet						
150 / 120 mm						
Width						
800 mm						
Energy class						
A						



V-AIR

V-AIR KL A80 cod. 330.0615.685



(optional)



FEATURES	PERFORMANCE					ACCESSORIES
Finish	Speed	1	2	3	INT	Cod. 112.0157.240
• Black and light brown glass	Air capacity IEC point	310	420	580	720	F8 Charcoal filter
Controls	Pressure	440	500	540	550	Cod. 112.0615.733
Touch control	Input	175	220	255	270	Remote control
Lighting	Noise level	52	56	62	65	Cod. 112.0252.439
LED lights						Recycling version kit WH
Grease filter						Cod. 112.0252.442
Cassettes dishwasher safe						Recycling version kit BK
Ø of air outlet						Cod. 112.0158.127
150 / 120 mm						FHP8 Charcoal filter High Performance
Width						Cod. 112.0185.278
800 mm						FLL8 Charcoal filter Long Lasting
Energy class						
A+						



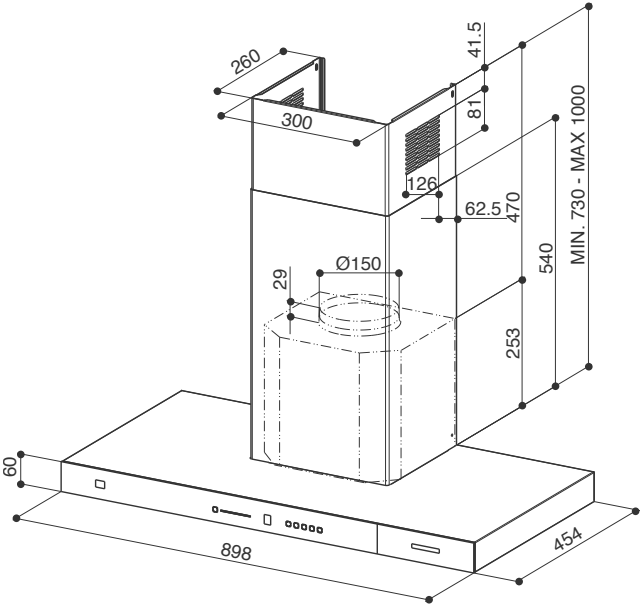


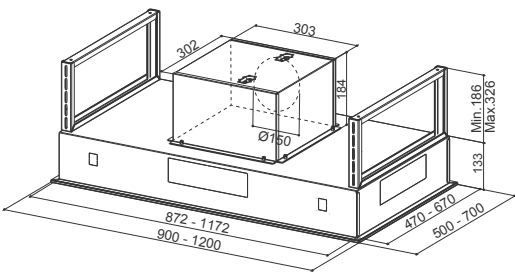
T-AIR

T-AIR KL A90 cod. 325.0615.702



FEATURES	PERFORMANCE	ACCESSORIES
Finish • Black and light brown glass	Speed 1 2 3 INT	Cod. 112.0157.243 F9 Charcoal filter
Controls Touch control	Air capacity IEC point 300 420 580 700	Cod. 112.0615.733 Remote control
Lighting 1 LED light bar	Pressure 410 460 500 520	Cod. 112.0185.276 FLL9 Charcoal filter Long Lasting
Grease filter Cassettes dishwasher safe	Input 190 230 255 270	Cod. 112.0157.271 Splashback X 900 mm
Ø of air outlet 150 / 120 mm	Noise level 52 59 66 69	Cod. 112.0621.232 Upper chimney kit BK MATT H990
Width 900 mm		Cod. 112.0626.902 Kit recycling wall T-Shape
Energy class A+		





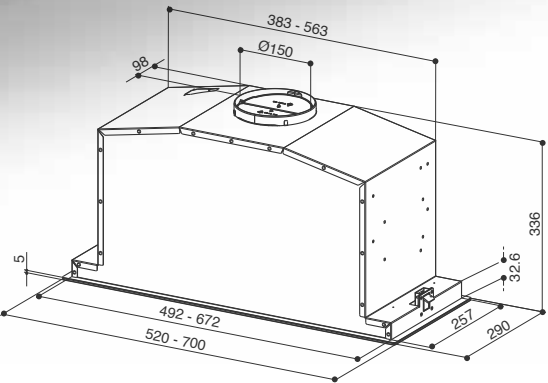
C-AIR

C-AIR KL A90 cod. 350.0615.705



(optional)

FEATURES	PERFORMANCE	ACCESSORIES
Finish •Black and light brown glass	Speed 1 2 3 INT	Cod. 112.0157.240
Controls Touch / Control Touch	Air capacity IEC point 290 400 560 700	F8 Charcoal filter
Lighting LED lights	Pressure 430 490 530 560	Cod. 112.0158.127 FHP8 Charcoal filter High Performance
Grease filter Cassettes dishwasher safe	Input 190 230 255 270	Cod. 112.0185.278 FLL8 Charcoal filter Long Lasting
Ø of air outlet 220 x 90 mm	Noise level 53 62 70 72	Cod. 112.0327.007 ENERGY Remote blower kit
Width 900 mm		
Energy class A		



BI-AIR

BI-AIR KL A52 cod. 305.0615.686

BI-AIR KL A70 cod. 305.0615.687



(optional)

FEATURES	PERFORMANCE	ACCESSORIES
Finish •Black and light brown glass	Speed 1 2 3 INT	Cod. 112.0157.240
Controls Touch control	Air capacity IEC point 290 420 580 670	F8 Charcoal filter
Lighting 1 LED light bar	Pressure 410 480 520 540	Cod. 112.0158.127 FHP8 Charcoal filter High Performance
Grease filter Cassettes dishwasher safe	Input 190 230 255 270	Cod. 112.0185.278 FLL8 Charcoal filter Long Lasting
Ø of air outlet 150 / 120 mm	Noise level 52 61 68 72	Cod. 112.0327.007 ENERGY Remote blower kit
Width 520 / 700 mm		
Energy class B		


HOB EXTRACTOR

GALILEO NG	78
GALILEO 60	88
GALILEO SMART	84
HOO-B	92
HOO-B GLASS	92



GALILEO.

Una cappa semplicemente geniale.




THE MOST EFFICIENT.

The pinnacle of aesthetic perfection with the integration of cooktop and hood in a single product for outstanding performance.



THE MOST EFFECTIVE.

With its clever fluid-dynamic design, Galileo stands out for its high collection capacity of up to 6.6 metres per second. Even the most persistent cooking vapours and smells are eliminated in just a few minutes.



EASY TO USE.

The convenient and user-friendly touch slider controls allow you to adjust the cooking zones and the suction level with a simple action.



EASY TO USE.

The cooktop surface is smooth and seamless allowing dirt to be removed in one simple step.



SPACE SAVING.

In the base cabinet Galileo has a smart drawer where you can easily storage cooking utensils.




UNLEASH YOUR CREATIVITY.

The cooking zones can be activated in combined mode to use them together with the same level of power, ideal for cooking food in large pots.



USEFUL

The grease filter is extremely efficient and is also functional because it works as the first barrier and can collect up to 0.5 litres of liquid. It is easily removable and dishwasher-safe.



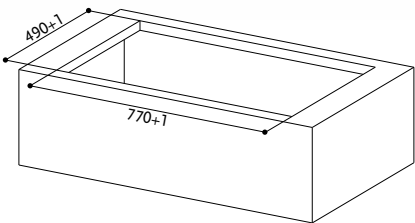
MAXIMUM SAFETY IN THE KITCHEN.

Waterproof technology guarantees operation and safety even in the event of liquids spilling onto the cooktop. They do not interfere with the cooking and are collected in a special compartment below.

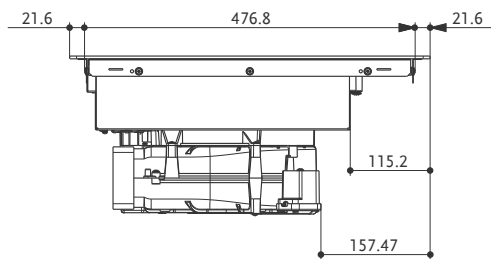
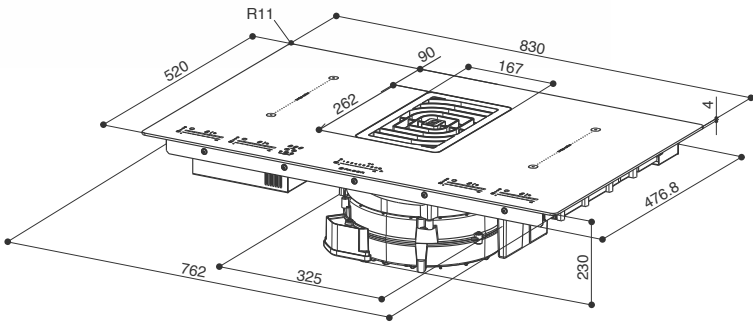
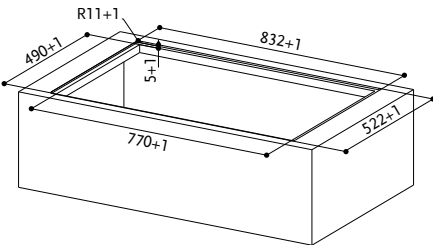


GALILEO CAN FIT IN 60/70 CM DEEP WORKTOP

STANDARD INSTALLATION



FLUSH FIT INSTALLATION



ALWAYS TO COMBINE 1 OF THE 3 INSTALLATION KIT:

Ducting cod.112.0540.782



Rear ducting version installation Lateral ducting version installation

Recycling

cod. 112.0540.730 60 - 80 mm height skirting board
cod. 112.0540.781 100 mm height skirting board



Front recycling version installation 60H and H100

GALILEO NG

GALILEO BK GLASS NG A830 cod. 340.0594.624



Discover the product video
on our YouTube channel
[faberairmatters]



FEATURES HOOD		PERFORMANCE HOOD						
Finish	•Black glass / Cast iron grid	Speed	1	2	3	8	INT	BOOST
Controls	Touch slider	Air capacity IEC point	245	285	350	505	550	700
Grease filter	Cassettes dishwasher safe	Pressure	290	370	525	550	555	560
Ø of air outlet	220x90 mm	Input	35	45	65	130	140	220
Energy class	A+++	Noise level	51	55	57	65	66	72
Suction speed	6.6 m/s							



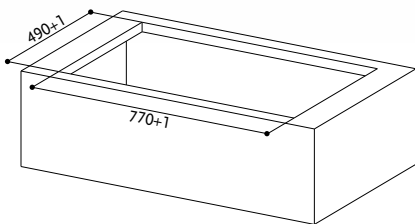
FEATURES INDUCTION HOB		FUNCTIONS INDUCTION HOB	
Finish	•Black glass	Bridge zones	2
Product dimensions LxW (mm)	830x520	Power setting (stages)	9
Induction zone	4 2100-3700 W single 4200-7400 W bridged	Timer min-max	1-59 min.
Induction zone dimensions (mm)	230x210 single 460x210 bridge	Booster (P)	Yes
Controls	Touch slider	Auto switch off	Yes
Power (W)	7400	Over temperature protection	Yes
Voltage (V)	220-240	Over current or voltage abnormality protection	Yes
Frequency (HZ)	50/60	Container detection system	Yes
		Automatic shutdown protection	Yes
		Power On indicator	Yes
		Childlook	Yes



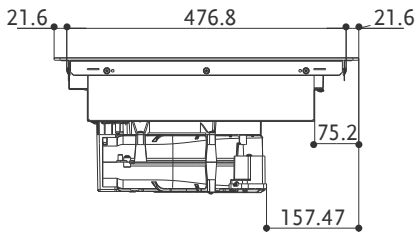
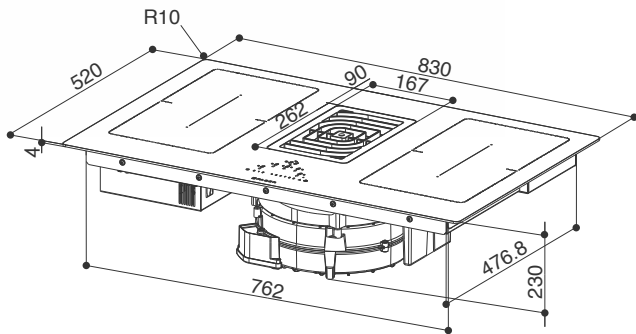
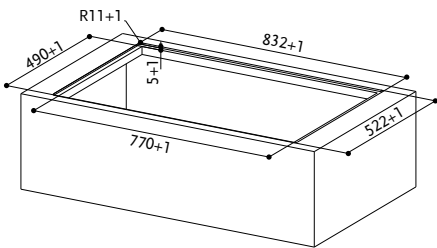


GALILEO CAN FIT IN 60/70 CM DEEP WORKTOP

STANDARD INSTALLATION



FLUSH FIT INSTALLATION



ALWAYS COMBINE TO GALILEO SMART BK cod. 340.0577.694 1 OF THE 3 INSTALLATION KIT:

Ducting cod.112.0540.782



Rear ducting version installation Lateral ducting version installation

Recycling

cod. 112.0540.730 60 - 80 mm height toe kick
cod. 112.0540.781 100 mm altezza height toe kick



Front recycling version installation
H60 and H100

further specications in the accessory sessions

GALILEO SMART

GALILEO SMART BK GLASS A830 cod. 340.0577.694



FEATURES HOOD		PERFORMANCE HOOD						
Finish	• Black glass / Cast iron grid	Speed	1	2	3	8	INT	BOOST
Controls	Touch control	Air capacity IEC point	245	285	350	505	550	700
Grease filter	Cassettes dishwasher safe	Pressure	290	370	525	550	555	560
Ø of air outlet	220x55 mm	Input	35	45	65	130	140	220
Energy class	A++	Noise level	51	55	57	65	66	72
Suction speed	6.6 m/s							



FEATURES INDUCTION HOB	FUNCTIONS INDUCTION HOB	
Finish	• Black glass	Bridge zones 2
Product dimensions LxW (mm)	830x520	Power setting (stages) 9
Induction zone	4 2100-3000 W single 3000-3700 W bridged	Timer min-max 1-59 min.
Induction zone dimensions (mm)	210x190 single 210x390 bridge	Booster (P) Yes
Controls	Touch control	Auto switch off Yes
Max Power (W)	7400	Over temperature protection Yes
Voltage (V)	220-240	Over current or voltage abnormality protection Yes
Frequency (HZ)	50/60	Container detection system Yes
ADJUSTABLE ABSORPTION SETTING ON 4 POWER LEVELS (KW)		Automatic shutdown protection Yes
·2,8 ·3,5 ·4,5 ·7,4		Power On indicator Yes
		Childlook Yes
		Power menagement Yes



SMILE



GALILEO 60

GALILEO SMART BK A600 cod. 340.0627.227



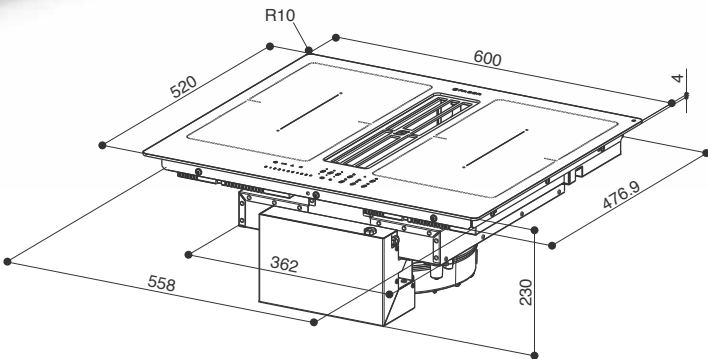
FEATURES HOOD		PERFORMANCE HOOD											
Finish		Speed		1	2	3	4	5	6	7	8	9	BOOST
• Black glass / Steel grid		Air capacity IEC point		230	270	310	350	380	451	440	470	500	630
Controls		Pressure		280	370	500	570	580	590	600	610	620	630
Touch control		Input		40	50	60	75	85	100	110	115	125	220
Grease filter		Noise level		49	51	55	57	60	62	63	64	65	71
Cassettes dishwasher safe													
Ø of air outlet													
220x55 mm													
Energy class													
A++													
Suction speed													
8.8 m/s													



FEATURES INDUCTION HOB		FUNCTIONS INDUCTION HOB	
Finish		Bridge zones	
• Black glass		2	
Product dimensions LxW (mm)		Power setting (stages)	
600x520		9	
Induction zone		Timer min-max	
4		1-59 min.	
2100-3000 W single 3000-3700 W bridged		Booster (P)	
		Yes	
Induction zone dimensions (mm)		Auto switch off	
210x190 single 210x390 bridge		Yes	
Controls		Over temperature protection	
Touch control		Yes	
Max Power (W)		Over current or voltage abnormality protection	
7400		Yes	
Voltage (V)		Container detection system	
220-240		Yes	
Frequency (HZ)		Automatic shutdown protection	
50/60		Yes	
ADJUSTABLE ABSORPTION SETTING ON 4 POWER LEVELS (KW)		Power On indicator	
		Yes	
		Childlook	
		Yes	
		Power management	
		Yes	

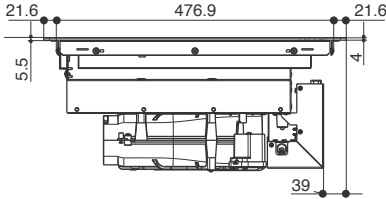
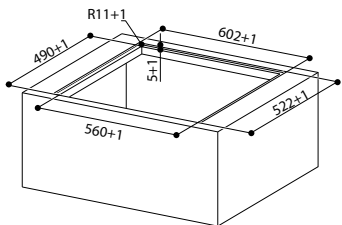
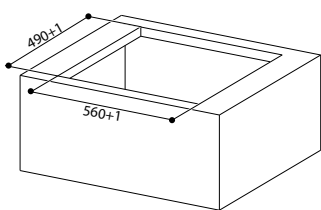
- 2,8
- 3,5
- 4,5
- 7,4

GALILEO CAN FIT IN 60/70 CM DEEP WORKTOP



STANDARD INSTALLATION

FLUSH FIT INSTALLATION



ALWAYS COMBINE TO GALILEO SMART BK A600 cod. 340.0627.227 1 OF THE 3 INSTALLATION KIT:

Ducting cod.112.0540.782



Rear ducting version installation



Lateral ducting version installation

Recycling

cod. 112.0626.657 height toe kick 100 mm
cod. 112.0626.656 height toe kick 60-80 mm



Front recycling version installation H60 and H100





Hoo-B Glass
Black glass

Hoo-B
Black glass / Aluminium

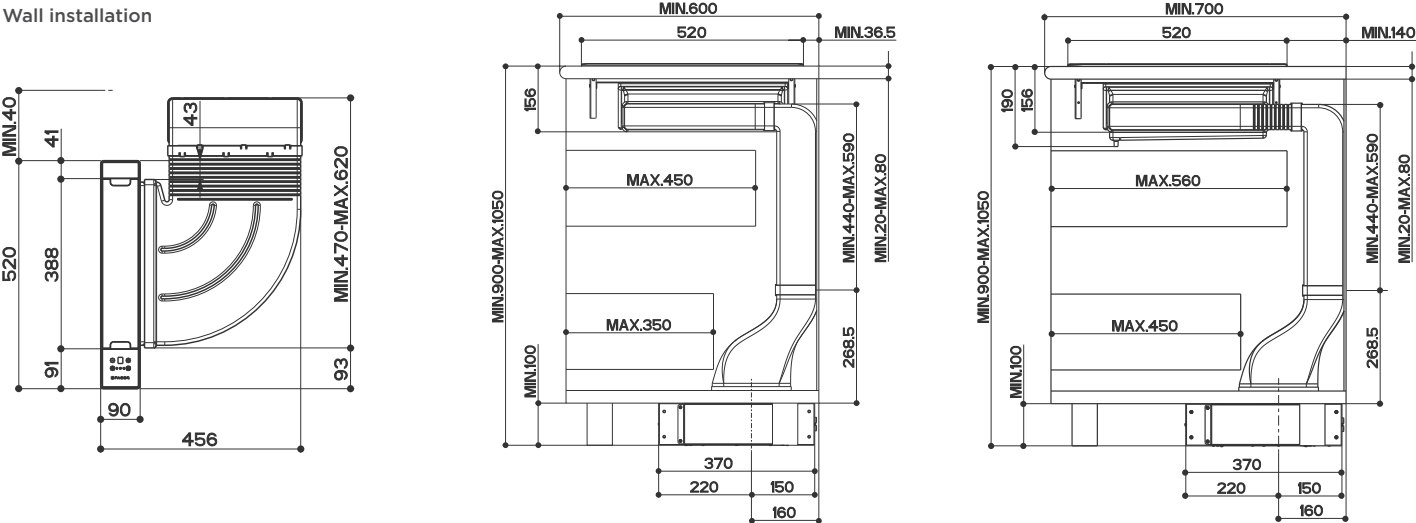
**HOO-B COOKTOP,
THE NEXT-GENERATION FITTED HOOD**

A sophisticated yet minimalist look for the new fitted HOO-B hood, which is embellished with a special aluminium trim that makes it even more stylish. The glass panel fits over the hob without interrupting the continuity of its forms and lines, guaranteeing the utmost quality at all times. The Touch control commands also make it possible to operate the hood and induction hobs with the touch of a finger.

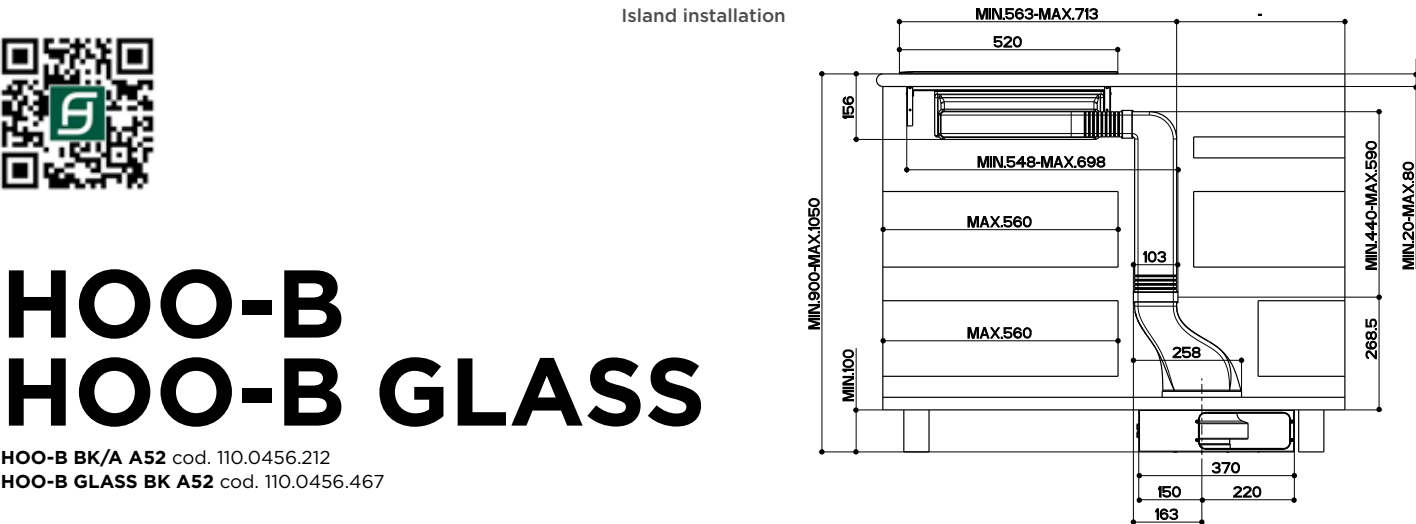
When in use, HOO-B opens, lifting its cover and revealing its extraction surface. When you have finished using it, the cover goes back down to create a single worktop again.

For those that love pure minimalism, the new model also comes in the HOO-B Glass version with no aluminium trim.

Wall installation



Island installation



HOO-B HOO-B GLASS

HOO-B BK/A A52 cod. 110.0456.212
HOO-B GLASS BK A52 cod. 110.0456.467

BRUSHLESS

WATERPROOF

INTENSIVE SPEED

30
DELAY 30

FILTER ALARM

A+
ENERGY

FEATURES	PERFORMANCE	ACCESSORIES
Finish · Black glass / Aluminium · Black glass	Speed Air capacity IEC point	Cod. 112.0470.541 Rectangular ducting recycling kit
Controls Touch control	Pressure	
Lighting -	Input	
	Noise level	
Grease filter Cassettes dishwasher safe		
Ø of air outlet 220x90		
Width 520 mm		
Energy class A+		



Hoo-B must be combined to FBH32 induction hobs.



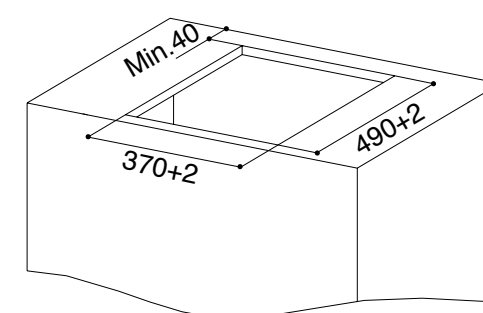
Remove the glass cover before using the hood.



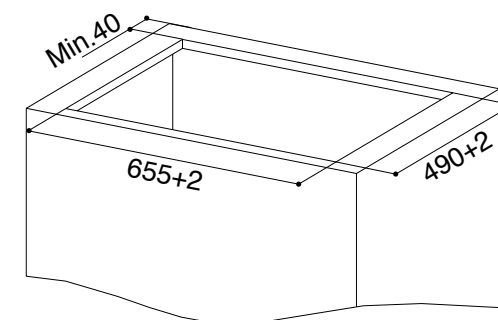
The Hoo-B hood attracts all cooking streams ensuring the maximum result of extraction completely built-in the kitchen top.

Installation mode

HOO-B

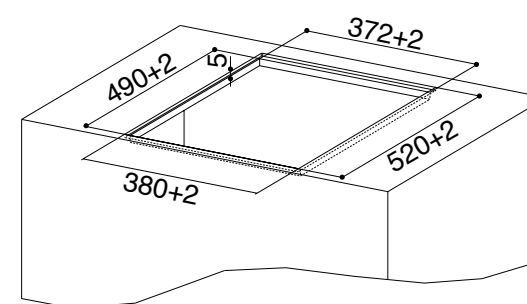


HOO-B + 1 FABER INDUCTION HOB FBH32

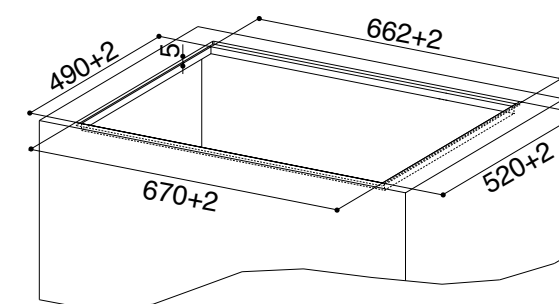


HOO-B + 2 FABER INDUCTION HOBS FBH32

HOO-B GLASS

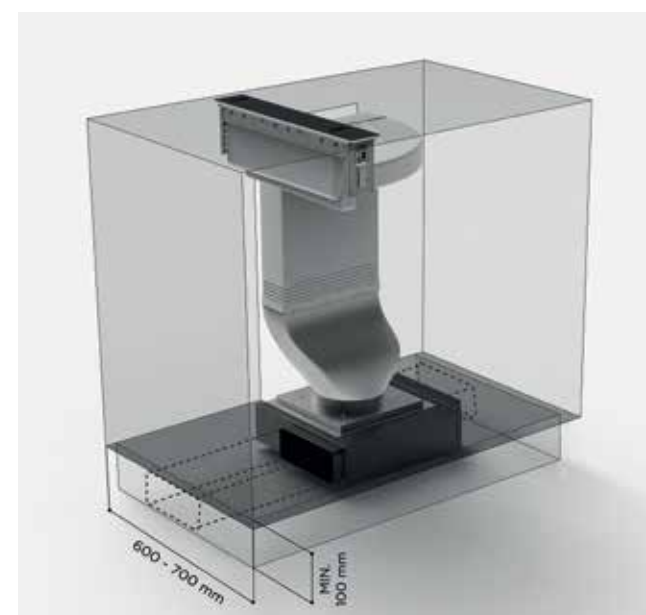


HOO-B GLASS + 1 FABER INDUCTION HOB FBH32
FLUSH FIT INSTALLATION



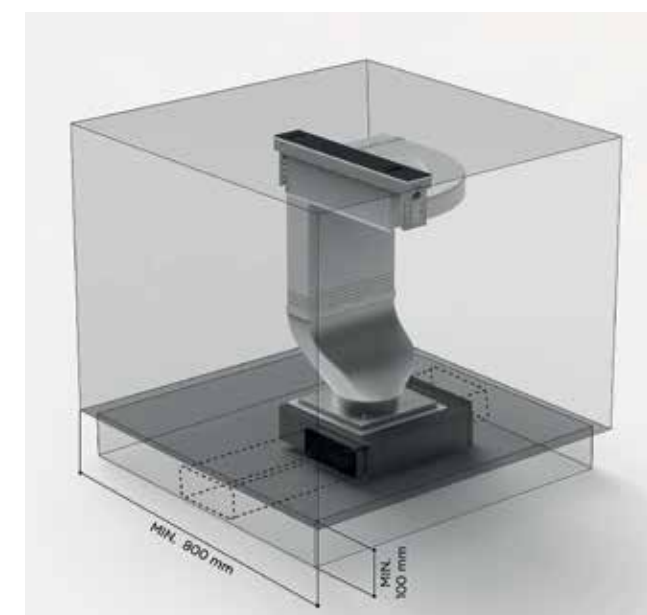
HOO-B + 2 FABER INDUCTION HOBS FBH32
FLUSH FIT INSTALLATION

WALL INSTALLATION



Air outlet adjustable on the right side or left side

ISLAND INSTALLATION



Air outlet adjustable on the right side or left side

The Suspended cooker hoods were created to represent the perfect integration of design and wellbeing. The design is absolutely extraordinary and astounds the observer due to its ability to revolutionise the concept of cooker hood lighting, transforming it into a real point of light for the kitchen area. The products are technologically advanced and perfectly shaped, offering the user freedom of movement within the cooking zone. In a simple movement, elegance becomes functionality.

SUSPENDED

BEAT	124
BELLE	106
BELLE PLUS	106
CÈLINE	110
CÈLINE PLUS	110
GLOW	102
GLOW PLUS	102
LYBRA PLUS	120
NEST PLUS	122
PAREO PLUS	121
ODETTE	114
ODETTE PLUS	114
SOFT CUBE	118
SKYLIFT	98
ZOOM PLUS	123



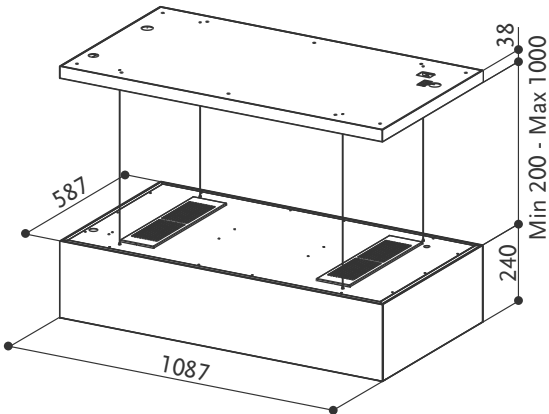


Black Glass



IT MOVES DOWN TOWARDS THE HOB ONLY WHEN COOKING

The new SkyLift stands out for its glass surface with perimeter lighting that enhances its shape. Enhanced suction power strong of double ceramic filters and very low noise levels. Faber thus confirms that quietness of operation is one of the strengths of its hoods.



SKYLIFT

SKYLIFT WH F110 cod. 350.0587.910
SKYLIFT BK F110 cod. 350.0588.061



FEATURES		PERFORMANCE					ACCESSORIES
Finish		Speed	1	2	3	INT	Cod. 112.0548.448 (Ceramic filter included in the hood)
• White glass • Black glass		Air capacity IEC point	260	375	500	550	
Controls		Pressure*	-	-	-	-	
Electronic		Input*	-	-	-	-	
Lighting		Noise level	55	61	66	67	
Perimeter LED light							
Grease filter							
Cassettes dishwasher safe							
Ø of air outlet							
-							
Width							
110 mm							
Energy class							
- *							

* Data not declared, as the model is exclusively available in the recycling version



Black gloss



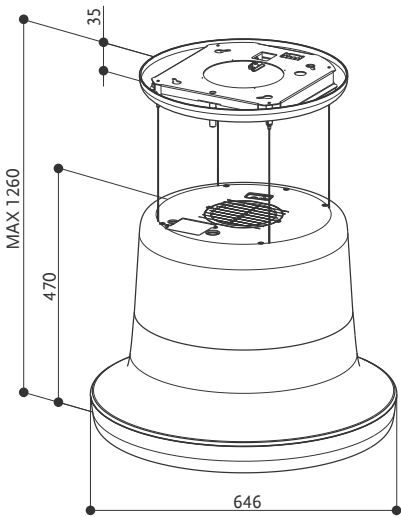
White gloss



Glow equipped with Airlane ducting
Kit optional

A TRULY BRIGHT IDEA

There's only a small step from Up&Down technology to functioning as an effective light fitting. The circular band around the base of this striking cylindrical hood illuminates the kitchen and highlights a striking yet refined design based on a white and black nickel gloss finish. Impressive style complemented by the ultimate in Faber performance.



GLOW PLUS



GLOW PLUS BK GLOSS KL cod. 345.0541.007
GLOW PLUS WH GLOSS KL cod. 345.0541.008

GLOW

GLOW BK GLOSS KL cod. 345.0541.005
GLOW WH GLOSS KL cod. 345.0541.006



AIRLANE



K-LINK




PERIMETER
ASPIRATION



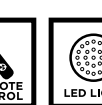
INTENSIVE
SPEED




30
DELAY 30



24
HOUR 24



NEW
REMOTE
CONTROL



LED LIGHT



A
ENERGY

(optional)

FEATURES	PERFORMANCE					ACCESSORIES
Finish	1 2 3 INT					Cod. 112.0157.240
• Black gloss • White gloss						F8 Charcoal filter
Controls						Cod. 112.0158.127
Touch control						FHP8 Charcoal filter High Performance
Lighting						Cod. 112.0185.278
Perimetral LED light						FLL8 Charcoal filter Long Lasting
Grease filter						Cod. 112.0542.875
Cassettes dishwasher safe						Airlane ducting kit
Ø of air outlet						
150 mm						
Width						
646 mm						
Energy class						
A						

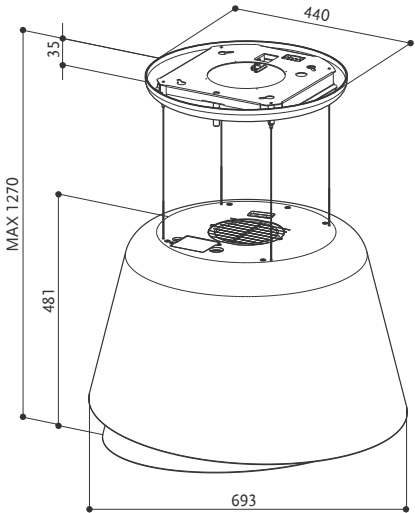


Gold / warm dark grey matt



ADVANCED TECHNOLOGY,
UNIQUE DESIGN

As beautiful as its name suggests, the Belle hood features a design that is both eye-catching and elegant. Its double panel creates an effect reminiscent of the petals of a flower. Available in two refined finishes, the original, asymmetrically shaped Belle hood is made even more desirable by Up & Down action and by the technology that has made Faber the number one name in kitchen hoods.



BELLE
PLUS



BELLE PLUS BURGUNDY/GOLD KL cod. 345.0615.653
BELLE PLUS GOLD/WARM DG MATT KL cod. 345.0541.068

BELLE

BELLE BURGUNDY/GOLD KL cod. 345.0615.652
BELLE GOLD/WARM DG MATT KL cod. 345.0541.066



FEATURES	PERFORMANCE					ACCESSORIES
Finish • Burgundy/Gold • Gold / Warm dark grey matt	Speed	1	2	3	INT	Cod. 112.0157.240 F8 Charcoal filter
Controls Touch control	Air capacity IEC point	250 340 490 610				Cod. 112.0158.127 FHP8 Charcoal filter High Performance
Lighting Perimetral LED light	Pressure	390 470 520 540				Cod. 112.0185.278 FLL8 Charcoal filter Long Lasting
Grease filter Cassettes dishwasher safe	Input	160	200	240	250	Cod. 112.0542.875 Airlane ducting kit
Ø of air outlet 150 mm	Noise level	51	55	63	68	
Width 695 mm						
Energy class A						



Belle equipped with Airlane ducting
Kit optional



Warm white / Country grey matt



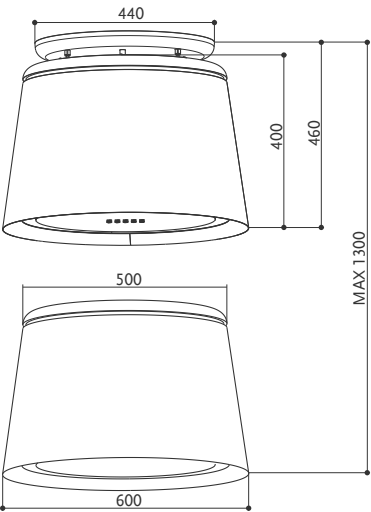
Country grey matt



Céline equipped with Airlane ducting
Kit optional

THE CONICAL HOOD.
A MODERN CLASSIC.

A thin line of stainless steel embellishes the top part of this original, conical hood, which is also available with a bottom section in a different finish. The contemporary, essential design of Céline is made even more striking by Up& Down technology. The hood can be raised to the ceiling when not in use and lowered again whenever its extraordinary performance is needed. Céline comes in a choice of matt country grey and warm white.





CÉLINE PLUS



CÉLINE PLUS CG MATT KL cod. 345.0541.063
CÉLINE PLUS WW/CG MATT KL cod. 345.0541.064

CÉLINE

CÉLINE CG MATT KL cod. 345.0541.061
CÉLINE WW/CG MATT KL cod. 345.0541.062



(optional)

FEATURES	PERFORMANCE					ACCESSORIES
Finish • Country grey matt • Warm white / Country grey matt	Speed	1	2	3	INT	Cod. 112.0157.240
Controls Touch control	Air capacity IEC point	250	340	490	610	F8 Charcoal filter
Lighting Perimetral LED light	Pressure	390	470	520	540	Cod. 112.0158.127
Grease filter Cassettes dishwasher safe	Input	160	200	240	250	FHP8 Charcoal filter High Performance
Ø of air outlet 150 mm	Noise level	51	55	63	68	Cod. 112.0185.278
Width 600 mm						FLL8 Charcoal filter Long Lasting
Energy class A						Cod. 112.0542.875
						Airlane ducting kit

ODETTE PLUS
DREAM

SUSPENDED



SUSPENDED

Black matt



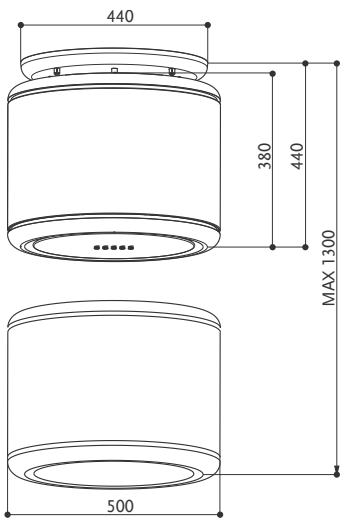
Grey matt



Odette equipped with Airlane ducting Kit optional

TECHNOLOGY IN CYLINDRICAL FORM

Matt black or matt grey?
In either shade, the perfect cylinder that encloses Odette's high-tech heart adds a touch of unmistakable, contemporary style to any kitchen. Up&Down action makes Odette discrete, functional and able to satisfy the needs of every day cooking.



ODETTE PLUS



ODETTE PLUS BK MATT KL cod. 345.0541.053
ODETTE PLUS GREY MATT KL cod. 345.0541.054

ODETTE

ODETTE BK MATT KL cod. 345.0541.009
ODETTE GREY MATT KL cod. 345.0541.010



AIRLANE



K-LINK



PERIMETER ASPIRATION



INTENSIVE SPEED



DELAY 30



24 HOUR 24



NEW REMOTE CONTROL



LED LIGHT

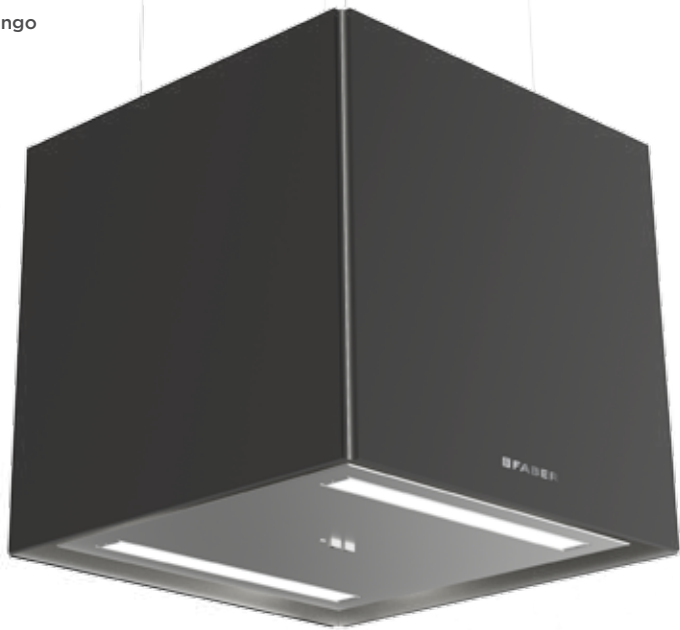


A ENERGY


(optional)

FEATURES	PERFORMANCE					ACCESSORIES
Finish	1 2 3 INT					Cod. 112.0157.240
• Black matt • Grey matt						F8 Charcoal filter
Controls						Cod. 112.0158.127
Touch control						FHP8 Charcoal filter High Performance
Lighting						Cod. 112.0185.278
Perimetral LED light						FLL8 Charcoal filter Long Lasting
Grease filter						Cod. 112.0542.875
Cassettes dishwasher safe						Airlane ducting kit
Ø of air outlet						
150 mm						
Width						
500 mm						
Energy class						
A						


Nero Ingo



Bianco Kos

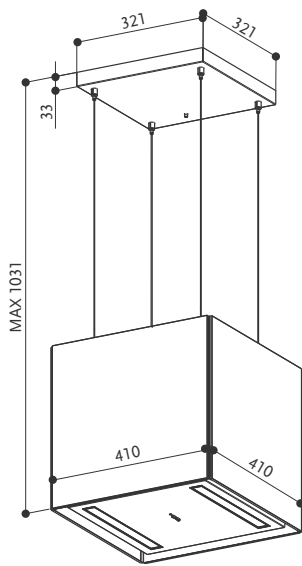


Grigio Londra



TOUCH & FEEL SURFACE
WITH FENIX

SOFT CUBE The geometrically shaped Soft Cube light fitting solution is coated with Fenix®, a hi-tech material with unique characteristics that is soft to the touch, silky smooth, smudge-proof and water-repellent. It is very easy to clean and perfectly integrates into modern and elegant kitchen environments.



SOFT CUBE

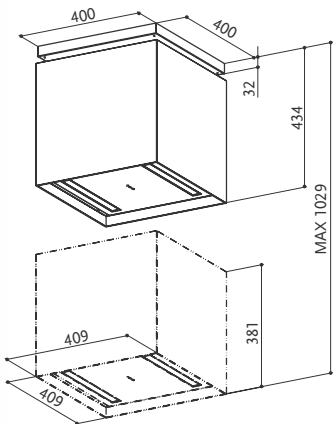
SOFT CUBE BIANCO KOS F40 cod. 345.0607.586
SOFT CUBE GRIGIO LONDRA F40 cod. 345.0607.589
SOFT CUBE NERO INGO F40 cod. 345.0607.590



FEATURES	PERFORMANCE	ACCESSORIES
Finish • FENIX NTM Grigio Londra • FENIX NTM Bianco Kos • FENIX NTM Nero Ingo	Speed 1 2 3 INT	Cod. 112.0157.240
Controls Electronic	Air capacity IEC point 270 340 430 620	F8 Charcoal filter
Lighting 2 LED lights	Pressure 400 460 530 560	Cod. 112.0158.127
Grease filter Cassettes dishwasher safe	Input 120 150 190 270	FHP8 Charcoal filter High Performance
Ø of air outlet 150 mm	Noise level 52 58 64 71	Cod. 112.0185.278
Width 409 mm		FLL8 Charcoal filter Long Lasting
Energy class A		

DREAM

Stainless steel / Glass



LYBRA PLUS

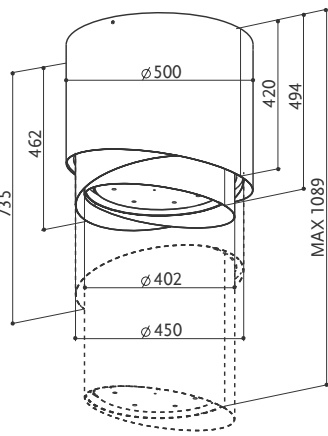
LYBRA PLUS KL cod. 110.0255.507

(only for white version)

FEATURES	PERFORMANCE	ACCESSORIES
Finish • Stainless steel / Glass	Speed 1 2 3 INT	Cod. 112.0157.240 F8 Charcoal filter
Controls Electronic	Air capacity IEC point 300 420 580 680	Cod. 112.0158.127 FHP8 Charcoal filter High Performance
Lighting 2 LED lights	Pressure 430 490 530 540	Cod. 112.0169.216 F-LIGHT ducting kit
Grease filter Cassettes dishwasher safe	Input 190 230 255 270	Cod. 112.0185.278 FLL8 Charcoal filter Long Lasting
Ø of air outlet 150 mm	Noise level 50 59 65 69	
Width 409 mm		
Energy class A		

DREAM

Stainless steel



PAREO PLUS

PAREO PLUS KL cod. 345.0492.593
PAREO PLUS TIBETAN SILVER KL cod. 345.0492.594

FEATURES	PERFORMANCE	ACCESSORIES
Finish • Stainless steel • Tibetan silver	Speed 1 2 3 INT	-
Controls Electronic	Air capacity IEC point 300 420 580 680	
Lighting Micro LED Lights	Pressure 430 490 530 540	
Grease filter Cassettes dishwasher safe	Input 190 230 255 270	
Ø of air outlet 150 mm	Noise level 50 59 65 69	
Width 500 mm		
Energy class A		

Tibetan silver



The model is exclusively available in the extraction version



NEST PLUS

NEST PLUS KL cod. 345.0492.592
KIT 6 LED G9 2,5 W cod. 112.0505.117

UP & DOWN

K-LINK

PERIMETER ASPIRATION

INTENSIVE SPEED

30 DELAY 30

24 HOUR 24

NEW REMOTE CONTROL

LED LIGHT

A ENERGY

FEATURES	PERFORMANCE	ACCESSORIES
Finish • Stainless steel / Glass	Speed 1 2 3 INT	Cod. 112.0157.240 F8 Charcoal filter
Controls Electronic	Air capacity IEC point 300420 580 680	Cod. 112.0158.127 FHP8 Charcoal filter High Performance
Lighting Micro LED Lights	Pressure 430 490 530 540	Cod. 112.0505.117 Kit 6 LED G9 2,5 W
Grease filter Cassettes dishwasher safe	Input 190 230 255 270	Cod. 112.0169.216 F-LIGHT ducting kit
Ø of air outlet 150 mm	Noise level 50 59 65 69	Cod. 112.0185.278 FLL8 Charcoal filter Long Lasting
Width 860 mm		
Energy class A		



ZOOM PLUS

ZOOM PLUS cod. 345.0492.568

UP & DOWN

EVO DIFFUSER

PERIMETER ASPIRATION

INTENSIVE SPEED

30 DELAY 30

24 HOUR 24

NEW REMOTE CONTROL

LED LIGHT

A ENERGY

FEATURES	PERFORMANCE	ACCESSORIES
Finish • Stainless steel	Speed 1 2 3 INT	Cod. 112.0157.240 F8 Charcoal filter
Controls Electronic	Air capacity IEC point 270 340 430 620	Cod. 112.0158.127 FHP8 Charcoal filter High Performance
Lighting Micro LED Lights	Pressure 400 460 530 560	Cod. 112.0169.216 F-LIGHT ducting kit
Grease filter Cassettes dishwasher safe	Input 120 150 190 270	Cod. 112.0185.278 FLL8 Charcoal filter Long Lasting
Ø of air outlet 150 mm	Noise level 52 58 64 71	
Width 400 mm		
Energy class A		



Black matt



White matt



Dark grey matt

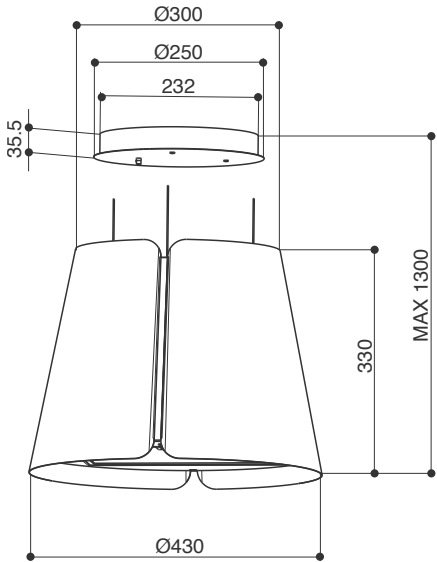



Dusty blue matt



FRESH AND SIMPLE LINES

Beat is a new model of suspended hood identified by fresh and simple lines with two panels arranged side-by-side. Available in four alluring matte colours.



BEAT

BEAT BK MATT F45 cod. 345.0612.337
BEAT WH MATT F45 cod. 345.0612.338

BEAT DG MATT F45 cod. 345.0612.339
BEAT DB MATT F45 cod. 345.0612.340



FEATURES	PERFORMANCE					ACCESSORIES
Finish	Speed	1	2	3	INT	Cod. 112.0157.240
• White matt • Black matt • Dark grey matt • Dusty blue matt	Air capacity IEC point	320 430 600 720				F8 Charcoal filter
Controls	Pressure	430	490	520	550	Cod. 112.0158.127
Electronic	Input	190	230	255	270	FHP8 Charcoal filter High Performance
Lighting	Noise level	54	61	68	73	Cod. 112.0185.278
2 LED lights						FLL8 Charcoal filter Long Lasting
Grease filter						
Cassettes dishwasher safe						
Ø of air outlet						
150 mm						
Width						
430 mm						
Energy class						
A						

Progress is expressed in the extremely clear-cut design of a perfect hideaway structure. The innovative, minimal look make this model hood with ceiling installation a design item that hides high performance thanks to the perimeter suction technology employed. The perfect balance of function and form, where technology does its utmost to ensure comfort and practicality, with a discreet presence in the kitchen.

CEILING

INSIDE UP	130
HEAVEN 2.0	144
HEAVEN 2.0 FLAT	143
HEAVEN AIR	142
HEAVEN GLASS 2.0	145
HEAVEN GLASS 2.0 FLAT	143
HIGH-LIGHT	138
ONYX-C	134
SKYPAD 2.0	141



Stainless steel

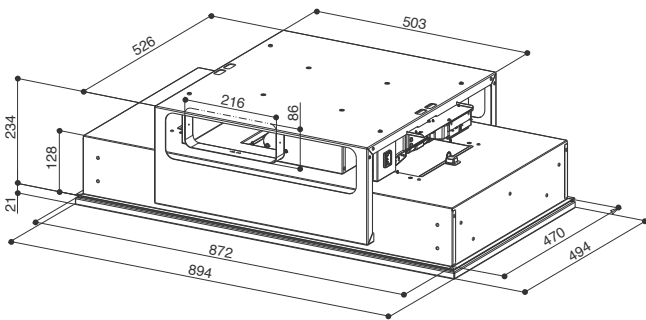


White matt



ESSENTIAL AND
ICONICAL STYLE

An iconical and extremely distinctive design turns the Inside-Up ceiling hood into a precious decor element, able to enhance interior design with the help of its unique and tunable light.



INSIDE UP

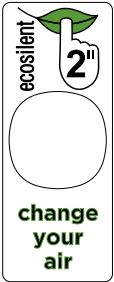
INSIDE UP IX KL A90 cod. 305.0615.739
INSIDE UP WH KL A90 cod. 305.0615.740



FEATURES	PERFORMANCE					ACCESSORIES
Finish • White matt • Stainless steel	Speed	1	2	3	INT	Cod. 112.0471.608 F18-90 Charcoal filter
Controls Touch control	Air capacity IEC point	330	490	600	700	
Lighting Perimetral LED light	Pressure	150	310	510	700	
Grease filter Cassettes dishwasher safe	Input	30	65	115	145	
Ø of air outlet 150 / 120 mm	Noise level	56	65	70	73	
Width 900 mm						
Energy class B						



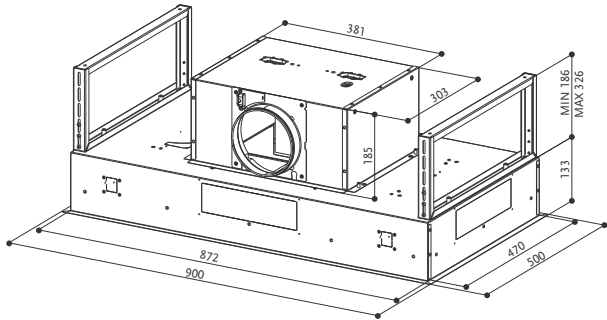
Black Glass/Stainless steel



A++
52 DB(A) MAX CAPACITY

ECO FUNCTION:
change of air with minimum
consumption and maximum
silence.

YOUR KITCHEN'S SILENT GUARDIAN.
Look up and you'll appreciate its linear design, but otherwise Onyx-C blends into the background, and all you notice is the pure air.
Onyx-C incorporates FABER's exclusive SIL & STILL technology. This new technology includes an Eco button that activates an ultra-silent mode to bring your kitchen maximum comfort with minimum energy consumption. The button's green light is the sole proof the system is working. The silence is broken only by applause for the Faber technology that places the hood in energy efficiency class A++.



ONYX-C

ONYX-C X/V A90 cod. 350.0543.436



FEATURES	PERFORMANCE	ACCESSORIES
Finish • Black Glass / Stainless steel	Speed 1 2 3 INT BOOST	Cod. 112.0157.240 F8 Charcoal filter
Controls Squarcle touch	Air capacity IEC point 230 320 430 600 780	Cod. 112.0158.127 FHP8 Charcoal filter High Performance
Lighting LED light	Pressure 420 450 430 470 520	Cod. 112.0185.278 FLL8 Charcoal filter Long Lasting
Grease filter Cassettes dishwasher safe	Input 60 70 75 90 170	
Ø of air outlet 150 / 120 mm	Noise level 40 47 52 61 67	
Width 900 mm		
Energy class A++		



Black Matt



HIGH-LIGHT

HIGH-LIGHT X KL A91 cod. 110.0456.185
HIGH-LIGHT X KL A121 cod. 110.0456.205
HIGH-LIGHT WH MATT KL A91 cod. 110.0456.206
HIGH-LIGHT WH MATT KL A121 cod. 110.0456.207

HIGH-LIGHT BK MATT KL A91 cod. 350.0565.191
HIGH-LIGHT BK MATT KL A121 cod. 350.0565.192



FEATURES	PERFORMANCE					ACCESSORIES
Finish	Speed	1	2	3	INT	Cod. 112.0471.608
• Stainless steel • White matt • Black matt	Air capacity IEC point	165	350	490	700	F18-90 Charcoal filter
Controls	Pressure	40	150	320	700	Cod. 112.0471.609
Electronic Led	Input	10	30	65	145	F18-120 Charcoal filter
Lighting	Noise level	40	58	65	72	
Perimeter LED light						
Grease filter						
Cassettes dishwasher safe						
Ø of air outlet						
220 x 90 mm						
Width						
910 / 1210 mm						
Energy class						
A+						

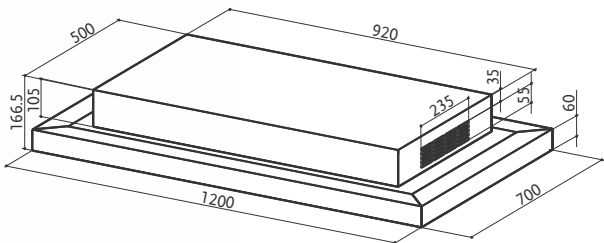
Stainless steel



White matt



Model not built-in into the ceiling



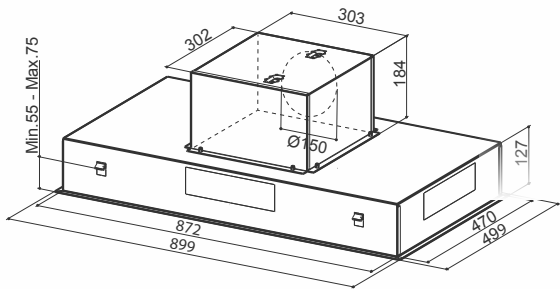
SKYPAD 2.0

SKYPAD 2.0 X/WH F120 cod. 110.0479.462



FEATURES	PERFORMANCE					ACCESSORIES
Finish	Speed	1	2	3	INT	-
• Stainless steel / White glass	Air capacity IEC point	440	600	780	850	
Controls	Pressure*	-	-	-	-	
Electronic Led	Input	60	90	140	180	
Lighting	Noise level	57	64	70	72	
2 LED lights						
Grease filter						
Cassettes dishwasher safe						
Ø of air outlet						
-						
Width						
1200 mm						
Energy class						
- *						
Blowers						
2						

* Data not declared, as the model is exclusively available in the recycling version.



HEAVEN AIR

HEAVEN AIR X KL A90 cod. 350.0615.707

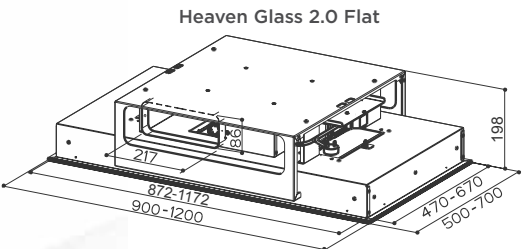


(optional)

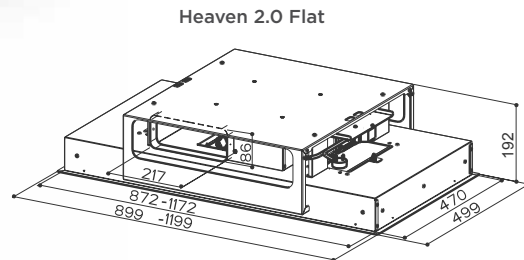
FEATURES	PERFORMANCE	ACCESSORIES
Finish • Stainless steel	Speed 1 2 3 INT	Cod. 112.0157.240 F8 Charcoal filter
Controls Electronic Led	Air capacity IEC point 290 400 560 700	Cod. 112.0327.007 ENERGY Remote blower kit
Lighting 4 LED lights	Pressure 430 490 530 560	Cod. 112.0158.127 FHP8 Charcoal filter High Performance
Grease filter Cassettes dishwasher safe	Input 190 230 255 270	Cod. 112.0185.278 FLL8 Charcoal filter Long Lasting
Ø of air outlet 150 / 120 mm	Noise level 53 62 70 72	
Width 900 mm		
Energy class A		



White matt



Heaven Glass 2.0 Flat

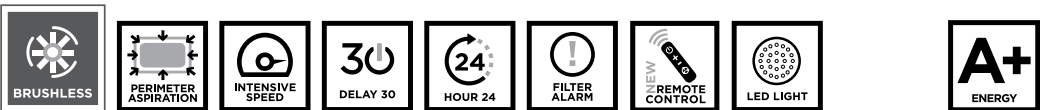


Heaven 2.0 Flat

HEAVEN GLASS 2.0 FLAT HEAVEN 2.0 FLAT

HEAVEN GLASS 2.0 WH FLAT A90 cod. 110.0428.440
HEAVEN GLASS 2.0 WH FLAT A120 cod. 110.0428.451
HEAVEN 2.0 X FLAT A90 cod. 110.0428.452
HEAVEN 2.0 X FLAT A120 cod. 110.0428.453

HEAVEN GLASS 2.0 WH FLAT KL A90 cod. 350.0621.962 *
HEAVEN 2.0 X FLAT KL A90 cod. 350.0621.961 *



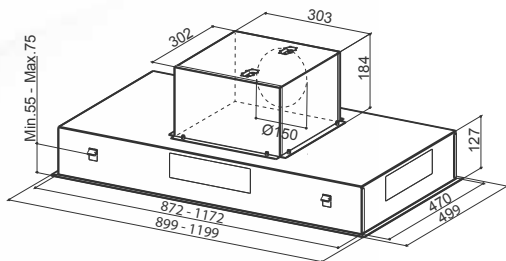
FEATURES	PERFORMANCE	ACCESSORIES
Finish • White glass • Stainless steel	Speed 1 2 3 INT	Cod. 112.0471.608 FLL18-90 Charcoal filter Long Lasting
Controls Electronic Led	Air capacity IEC point 165 350 490 700	Cod. 112.0471.609 FLL18-120 Charcoal filter Long Lasting
Lighting 2 LED lights 4 LED lights (s. steel model)	Pressure 40 150 320 700	
Grease filter Cassettes dishwasher safe	Input 10 30 65 145	
Ø of air outlet 220 x 90 mm	Noise level 40 58 65 72	
Width 900 / 1200 mm		
Energy class A+		

Stainless steel






Air outlet adjustable in 4 positions



HEAVEN 2.0

HEAVEN 2.0 EV8+ X 90 cod. 110.0315.792
HEAVEN 2.0 EV8+ X 120 cod. 110.0315.794

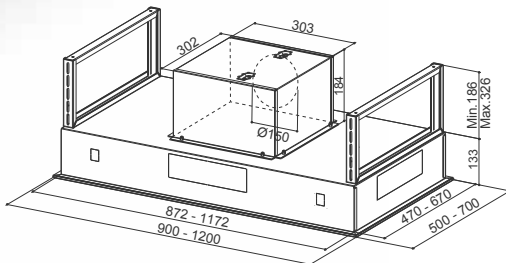
HEAVEN 2.0 X KL A90 cod. 350.0621.950



FEATURES	PERFORMANCE	ACCESSORIES
Finish • Stainless steel	Speed 1 2 3 INT	Cod. 112.0157.240 F8 Charcoal filter
Controls Electronic Led	Air capacity IEC point 290 400 560 700	Cod. 112.0327.007 ENERGY Remote blower kit
Lighting 4 LED lights	Pressure 430 490 530 560	Cod. 112.0158.127 FHP8 Charcoal filter High Performance
Grease filter Cassettes dishwasher safe	Input 190 230 255 270	Cod. 112.0185.278 FLL8 Charcoal filter Long Lasting
Ø of air outlet 150 / 120 mm	Noise level 53 62 70 72	
Width 900 / 1200 mm		
Energy class A		



Air outlet adjustable in 4 positions



HEAVEN GLASS 2.0

HEAVEN GLASS 2.0 EV8+ WH A90 cod. 110.0315.503
HEAVEN GLASS 2.0 EV8+ WH A120 cod. 110.0374.230

HEAVEN GLASS 2.0 WH KL A90 cod. 350.0621.946
HEAVEN GLASS 2.0 WH 90 RB cod. 110.0360.434



FEATURES	PERFORMANCE	ACCESSORIES
Finish • White glass	Speed 1 2 3 INT	Cod. 112.0327.007 ENERGY Remote blower kit
Controls Electronic Led	Air capacity IEC point 290 400 560 700	Cod. 112.0185.278 FLL8 Charcoal filter Long Lasting
Lighting 2 LED lights	Pressure 430 490 530 560	
Grease filter Cassettes dishwasher safe	Input 190 230 255 270	
Ø of air outlet 150 mm	Noise level 53 62 70 72	
Width 900 / 1200 mm		
Energy class A		

Progress is expressed in the extremely clear-cut design of a perfect hideaway structure. The innovative, minimal look make this model hood with ceiling installation a design item that hides high performance thanks to the perimeter suction technology employed. The perfect balance of function and form, where technology does its utmost to ensure comfort and practicality, with a discreet presence in the kitchen.

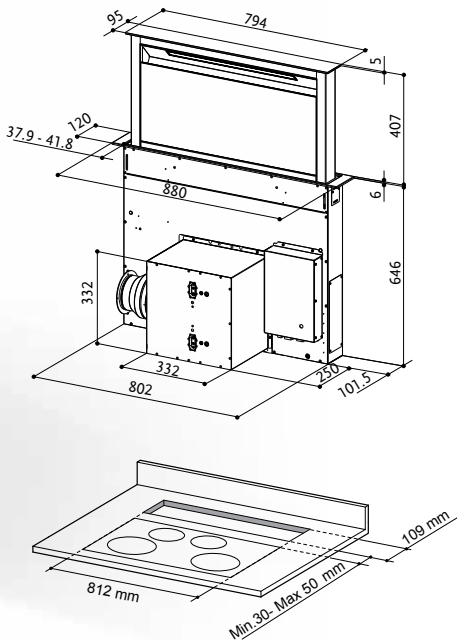
DOWNDRAFT



FABULA PLUS 60	149
FABULA PLUS 90	148


Stainless steel / Black glass

Air outlet adjustable in 4 positions,
front or rear side



FABULA PLUS 90

FABULA PLUS EV8+ BK A90 cod. 340.0492.566
FABULA PLUS EV8+ WH A90 cod. 340.0492.567
FABULA BK 90 RB cod. 110.0360.581



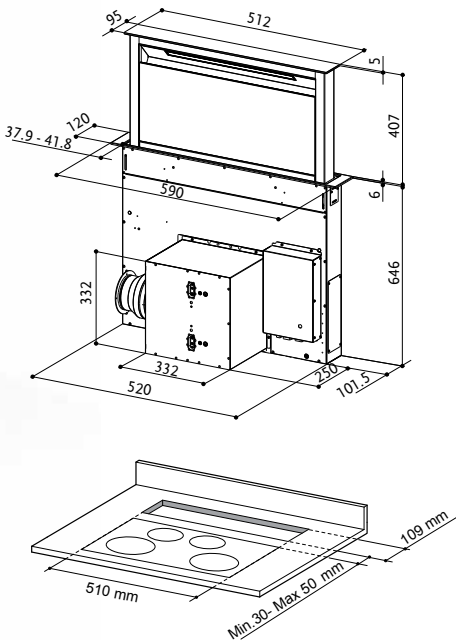
FEATURES	PERFORMANCE					ACCESSORIES
Finish • Stainless steel / Black glass • Stainless steel / White glass	Speed	1	2	3	4 INT	Cod. 112.0261.258 F12 Charcoal filter
Controls EVO Touch control	Air capacity IEC point	160	290	350	439700	Cod. 112.0615.733 Remote control
Lighting LED lights	Pressure	100	390	460	540560	Cod. 112.0327.008 Remote blower kit Fabula
Grease filter Cassettes dishwasher safe	Input	55	120	155	210 270	Cod. 112.0470.541* Rectangular ducting recycling kit
Ø of air outlet 150 / 120	Noise level	40	53	54	60 70	
Width 900 mm						
Energy class A						

Stainless steel / White glass



* To be purchased in addition or as an alternative to the charcoal filter

Air outlet adjustable in 4 positions,
front or rear side



FABULA PLUS 60

FABULA PLUS EVO+BK A60 cod. 340.0582.936



FEATURES	PERFORMANCE					ACCESSORIES
Finish • Stainless steel / Black glass	Speed	1	2	3	4 INT	Cod. 112.0629.411 F12 KIT 2 C.F. FABULA 60cm
Controls EVO Touch control	Air capacity IEC point	150	280	350	440 630	Cod. 112.0615.733 Remote control
Lighting LED lights	Pressure	120	420	490	550 630	Cod. 112.0327.008 Remote blower kit Fabula
Grease filter Cassettes dishwasher safe	Input	55	120	155	190 270	Cod. 112.0470.541* Rectangular ducting recycling kit
Ø of air outlet 150 / 120	Noise level	43	56	60	65 72	
Width 600 mm						
Energy class B						

* To be purchased in addition or as an alternative to the charcoal filter

The form and precious materials of our wall hood designs have been carefully studied to be visually pleasant and to last over time. They utilise powerful motorisation and refined aspiration systems to guarantee clean air and silence. Our hoods provide useful special functions for a clean environment, to keep your home under control, to leave you free to manage creativity in your kitchen.

WALL

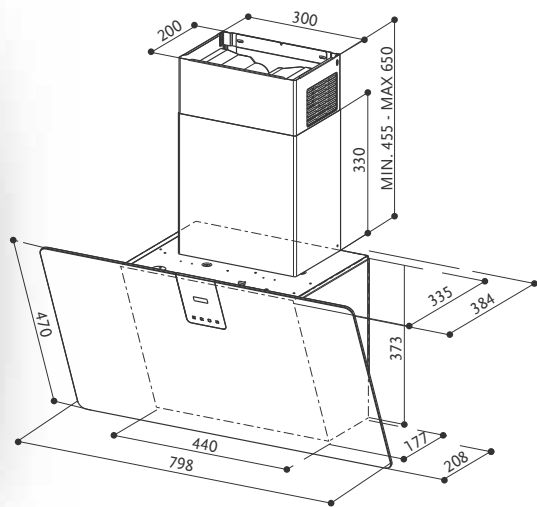
BELLA COMFORT	206	PREMIO ANGOLO/SP	234
CHLOÈ	218	PYANA	176
CHLOÈ XL	272	RAY	211
COCKTAIL	196	SOFT EDGE	152
CUBIA PLUS	217	SOFT SLIM	155
CUBIA GLOSS PLUS	217	STEELMAX	194
CYLINDRA	214	STILO COMFORT	207
CYLINDRA GLOSS PLUS	215	STILO GLASS SMART	208
DAISY PLUS	195	STILO SMART	209
ECLIPSE	216	STRIP SMART EV8	228
GRÈXIA	192	STRIP SMART PB	229
GLAM-FIT	184	SOLARIS	235
GLAM FIT ZERO DRIP	166	SYNTHESIS	231
GLAM FIT ZERO DRIP PLUS	156	T-DARK	202
GLAM-LIGHT	188	T-LIGHT	205
GLAM LIGHT ZERO DRIP	162	TALÌKA	180
GLAM LIGHT ZERO DRIP PLUS	160	TENDER	230
LITHOS	212	THEA	224
NICE	210	TWEET	197
ONYX-T	198	TWICE	172
ONYX-V	168	VALUE	232



Nero Ingo



CHIMNEY INCLUDED

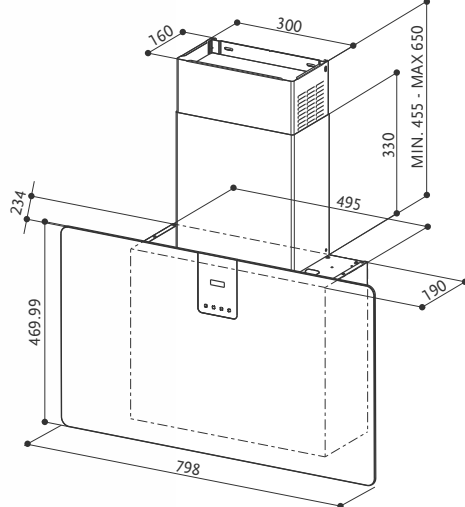


To be installed at a minimum distance from the hob of 50 cm.

Bianco Kos



CHIMNEY INCLUDED



To be installed at a minimum distance from the hob of 50 cm.

SOFT EDGE

SOFT EDGE GRIGIO LONDRA A80 cod. 330.0597.527
SOFT EDGE BIANCO KOS A80 cod. 330.0597.528
SOFT EDGE NERO INGO A80 cod. 330.0597.526



(optional)



FEATURES	PERFORMANCE	ACCESSORIES
Finish • FENIX NTM Grigio Londra • FENIX NTM Bianco Kos • FENIX NTM Nero Ingo	Speed 1 2 3 INT	Cod. 112.0157.240 F8 Charcoal filter
Controls Touch control	Air capacity IEC point 310 420 580 720	Cod. 112.0252.439 Recycling version kit WH
Lighting LED lights	Pressure 440 500 540 550	Cod. 112.0252.442 Recycling version kit BK
Grease filter Cassettes dishwasher safe	Input 175 220 255 270	Cod. 112.0158.127 FHP8 Charcoal filter High Performance
Ø of air outlet 150 / 120 mm	Noise level 52 56 62 65	Cod. 112.0185.278 FLL8 Charcoal filter Long Lasting
Width 800 mm		
Energy class A+		

Bianco Kos



Grigio Londra



SOFT SLIM

SOFT SLIM GRIGIO LONDRA A80 cod. 330.0597.524
SOFT SLIM BIANCO KOS A80 cod. 330.0597.525
SOFT SLIM NERO INGO A80 cod. 330.0597.506



(optional)



FEATURES	PERFORMANCE	ACCESSORIES
Finish • FENIX NTM Grigio Londra • FENIX NTM Bianco Kos • FENIX NTM Nero Ingo	Speed 1 2 3 INT	Cod. 112.0540.783 F22 Charcoal filter
Controls Touch control	Air capacity IEC point 190 250 400 570	
Lighting 2 LED lights	Pressure 300 450 540 650	
Grease filter Cassettes dishwasher safe	Input 100 115 120 125	
Ø of air outlet 150 / 120 mm	Noise level 52 58 67 73	
Width 800 mm		
Energy class A		

Nero Ingo



Grigio Londra



GLAM FIT ZERO
DRIP PLUS

DREAM

WALL

WALL



Black glass matt



Sand glass matt

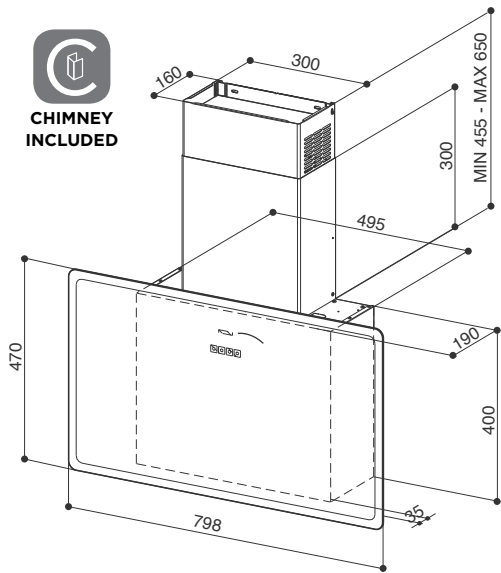



Dusty blue glass matt



ELEGANCE AND DESIGN

Simply touch the exclusive “Zero Drip” button to activate the heaters located on the glass and inside the hood and actively prevent the formation of droplets of condensation, even in long cooking sessions. The special matte surface and glossy details add an accent of elegant design in the best contemporary style.



GLAM FIT
ZERO DRIP PLUS

GLAM FIT ZERO DRIP PLUS SAND M A80 cod. 330.0615.736
GLAM FIT ZERO DRIP PLUS DB M A80 cod. 330.0615.737
GLAM FIT ZERO DRIP PLUS BK M A80 cod. 330.0615.738



FEATURES	PERFORMANCE	ACCESSORIES
Finish	Speed 123INT	Cod. 112.0540.783
• Sand glass matt • Dusty blue glass matt • Black glass matt	Air capacity IEC point 180270390530	F22 Charcoal filter
Controls	Pressure 320460540630	
Touch control	Input 100110115125	
Lighting	Noise level 54576774	
2 LED lights		
Grease filter		
Cassettes dishwasher safe		
Ø of air outlet		
150 / 120 mm		
Width		
800 mm		
Energy class		
A		

Black glass matt



Sand glass matt



Dusty blue glass matt

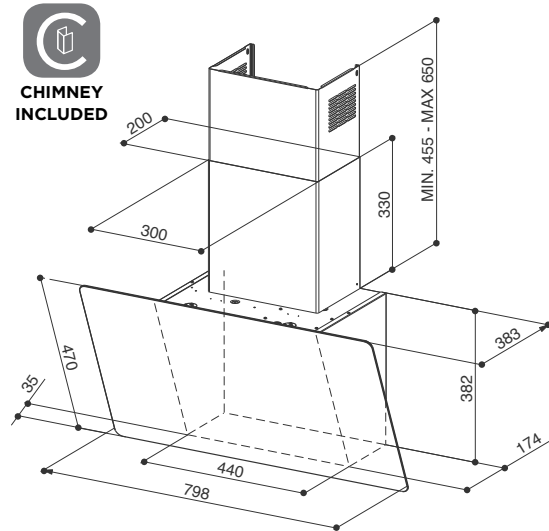


ELEGANCE AND DESIGN

Simply touch the exclusive “Zero Drip” button to activate the heaters located on the glass and inside the hood and actively prevent the formation of droplets of condensation, even in long cooking sessions. The special matte surface and glossy details add an accent of elegant design in the best contemporary style.

GLAM LIGHT ZERO DRIP PLUS

GLAM LIGHT ZERO DRIP PLUS S M A80 cod. 330.0615.681
GLAM LIGHT ZERO DRIP PLUS DB M A80 cod. 330.0615.734
GLAM LIGHT ZERO DRIP PLUS BK M A80 cod. 330.0615.735



FEATURES	PERFORMANCE	ACCESSORIES
Finish	Speed 1 2 3 INT	Cod. 112.0157.240
• Sand glass matt • Dusty blue glass matt • Black glass matt	Air capacity IEC point 300 410 560 690	F8 Charcoal filter
Controls	Pressure 410 450 500 520	Cod. 112.0158.127
Touch control	Input 190 230 255 270	FHP8 Charcoal filter High Performance
Lighting	Noise level 53 60 67 71	Cod. 112.0185.278
LED lights		FLL8 Charcoal filter Long Lasting
Grease filter		Cod. 112.0252.439
Cassettes dishwasher safe		Recycling version kit WH
Ø of air outlet		Cod. 112.0252.442
150 / 120 mm		Recycling version kit BK
Width		
800 mm		
Energy class		
A		

GLAM LIGHT
ZERO DRIP

EMOTION

WALL



WALL



Sand glass



Dusty blue glass



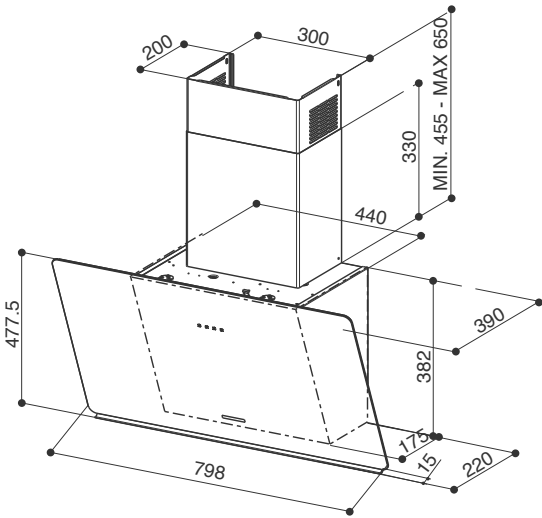
Black glass



Zero Drip technology guarantees an effective anti-drip action in daily use by using a special aluminium element to collect the condensation that may form on the surface of the hood during cooking sessions.



CHIMNEY INCLUDED



GLAM LIGHT ZERO DRIP

GLAM LIGHT ZERO DRIP SAND A80 cod. 330.0615.674
GLAM LIGHT ZERO DRIP DB A80 cod. 330.0615.675
GLAM LIGHT ZERO DRIP BK A80 cod. 330.0615.676



FEATURES	PERFORMANCE					ACCESSORIES
Finish	Speed	1	2	3	INT	Cod. 112.0157.240
• Sand glass • Dusty blue glass • Black glass	Air capacity IEC point	320	490	640	730	F8 Charcoal filter
Controls	Pressure	340	450	480	520	Cod. 112.0252.439
Touch control	Input	145	180	230	250	Recycling version kit WH
Lighting	Noise level	53	63	68	71	Cod. 112.0252.442
LED lights						Recycling version kit BK
Grease filter						Cod. 112.0158.127
Cassettes dishwasher safe						FHP8 Charcoal filter High Performance
Ø of air outlet						Cod. 112.0185.278
150 / 120 mm						FLL8 Charcoal filter Long Lasting
Width						
800 mm						
Energy class						
B						

Sand glass



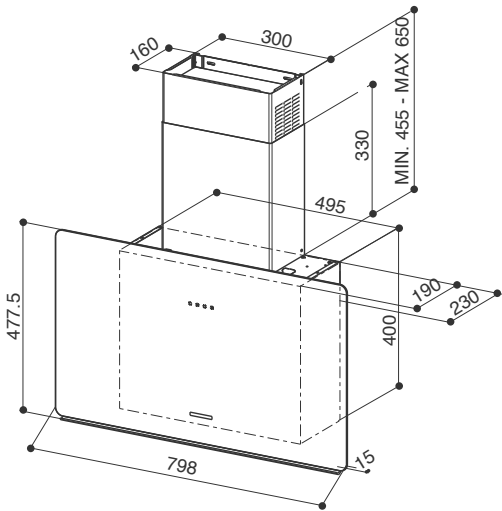
Black glass



Dusty blue glass



Zero Drip technology guarantees an effective anti-drip action in daily use by using a special aluminium element to collect the condensation that may form on the surface of the hood during some cooking phases.



GLAM FIT ZERO DRIP

GLAM FIT ZERO DRIP SAND 80 cod. 330.0615.654
GLAM FIT ZERO DRIP DB 80 cod. 330.0615.655
GLAM FIT ZERO DRIP BK 80 cod. 330.0615.657



FEATURES		PERFORMANCE					ACCESSORIES
Finish		Speed	1	2	3	INT	Cod. 112.0540.783 F22 Charcoal filter
• Vetro sabbia • Vetro blu polvere • Black glass		Air capacity IEC point	190	250	400	570	
Controls		Pressure	300	450	540	650	
Touch control		Input	100	115	120	125	
Lighting		Noise level	52	58	67	73	
2 LED lights							
Grease filter							
Cassettes dishwasher safe							
Ø of air outlet							
150 / 120 mm							
Width							
800 mm							
Energy class							
A							

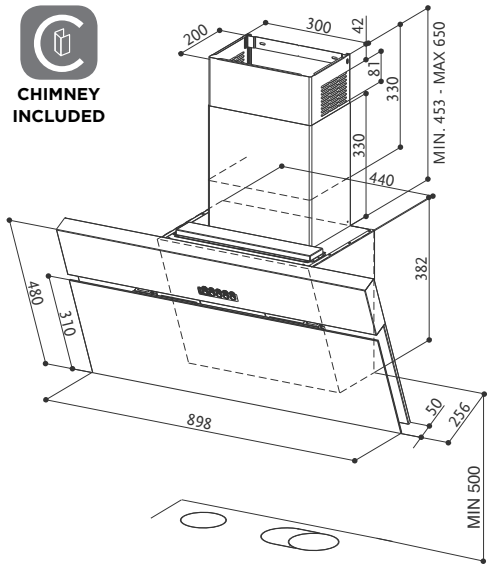


Black glass / Stainless steel



THE POWER OF SILENCE.

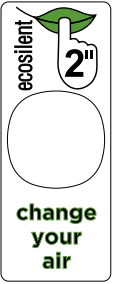
A vertical hood with elegant, essential design on the outside and amazing innovation inside. Onyx-V features SIL & STILL technology to ensure a continuous exchange of air in the kitchen, in complete silence and with very low consumption. Is it on or off? The only way to know the hood is working is the green function indicator, which turns off automatically after 24 hours. The impressive suction power and amazing silence of Onyx-V creates the ultimate comfort in your home. Onyx-V is as efficient as it is silent, and is rated energy class A++.



To be installed at a minimum distance from the hob of 50 cm.

ONYX-V

ONYX-V X/V A90 cod. 330.0543.437



A++
52 DB(A) MAX CAPACITY
ECO FUNCTION:
change of air with minimum
consumption and maximum
silence.

FEATURES	PERFORMANCE						ACCESSORIES
Finish • Black glass / Stainless steel	Speed	1	2	3	INT	BOOST	Cod. 112.0157.240 F8 Charcoal filter
Controls Squarcle touch	Air capacity IEC point	210	310	370	590	780	Cod. 112.0158.127 FHP8 Charcoal filter High Performance
Lighting 2 LED lights	Pressure	390	400	420	480	530	Cod. 112.0185.278 FLL8 Charcoal filter Long Lasting
Grease filter Cassettes dishwasher safe	Input	55	60	40	90	170	Cod. 112.0615.733 Remote control
Ø of air outlet 150 / 120 mm	Noise level	46	51	52	63	69	
Width 900 mm							
Energy class A++							



Stainless steel / Black matt
900 mm



Black glass / Stainless steel

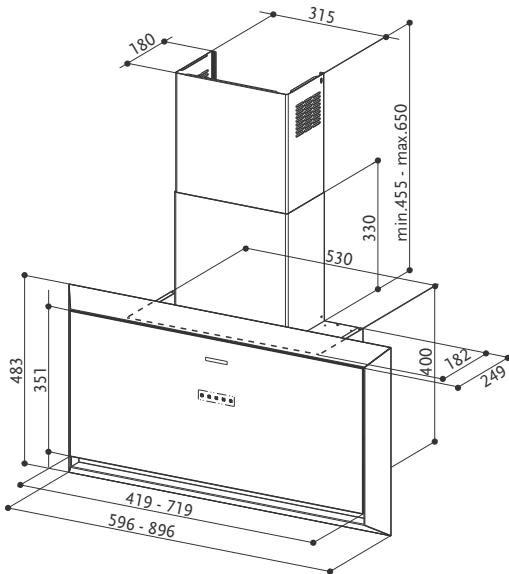


600 mm



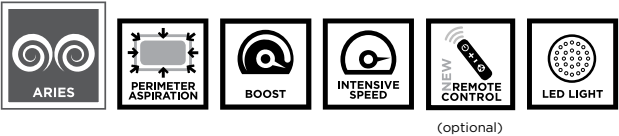
FLAT ON THE OUTSIDE, ARIES
TECHNOLOGY ON THE INSIDE.
TWICE AS UNIQUE.

Twice is the perfect fusion of design and performance. This flat vertical hood is the work of the designer who created the acclaimed Talika hood, and his unmistakable style emerges clearly from its rigorously essential lines. The glass from which it is made gives Twice the appearance of a latest-generation touch screen device. The hood's elegant, refined body encloses innovative, precision technology – a brand new Aries blower for superior suction. Maximum performance with minimum noise from a Faber masterpiece available in two different colours.



TWICE

TWICE ARIES X/BK MATT A60 cod. 330.0541.076
TWICE ARIES X/BK MATT A90 cod. 330.0541.073
TWICE ARIES BK GLASS/X A60 cod. 330.0541.074
TWICE ARIES BK GLASS/X A90 cod. 330.0541.075



FEATURES		PERFORMANCE		ACCESSORIES	
Finish • Stainless steel / Black matt • Black glass / Stainless steel		Speed 1 2 3 INT BOOST		Cod. 112.0540.783 F22 Charcoal filter (order 2 pieces)	
Controls Squarcle touch		Air capacity IEC point 180 250 430 500 610		Cod. 112.0615.733 Remote control	
Lighting LED lights		Pressure 220 290 500 510 540			
Grease filter Cassettes dishwasher safe		Input 50 70 140 150 280			
Ø of air outlet 150 / 120 mm		Noise level 40 45 57 61 66			
Width 600 / 900 mm					
Energy class A+					
Blowers 2					





Black gloss / Black glass



White gloss / White glass



Black gloss / Black glass



White gloss / White glass

UNCOMPROMISING
TECHNOLOGY AND DESIGN BY
COLOMBO FOR A HOOD THAT
GOES BEYOND INNOVATION.

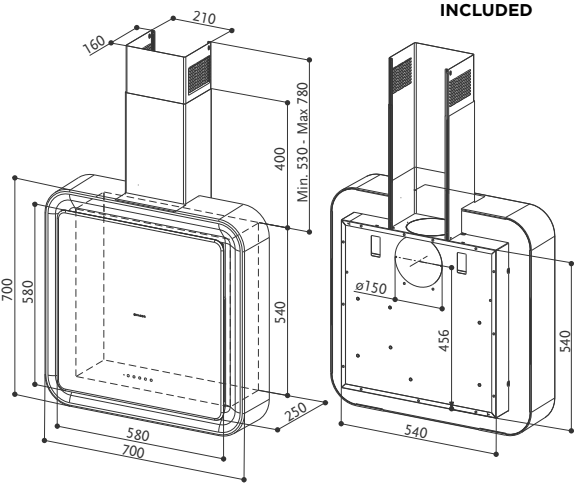
The Pyana hood is the result of continuing collaboration between Faber and the internationally famous designer Carlo Colombo. This vertical hood offers the ultimate in style and performance. Pyana features a precious, gloss-finish body with gently rounded corners and an internal glass panel with an exclusive opening system. The hood comes in two colour variants. Customers can also choose between two advanced blower technologies: Nautilus or the new Aries, both guaranteed to deliver superb efficiency with minimum consumption and, of course, maximum comfort.



Glossy chamfer on all frontal perimeter



CHIMNEY INCLUDED



PYANA

PYANA ARIES WH A70 cod. 335.0541.003
PYANA ARIES BK/BK GLASS A70 cod. 335.0541.004



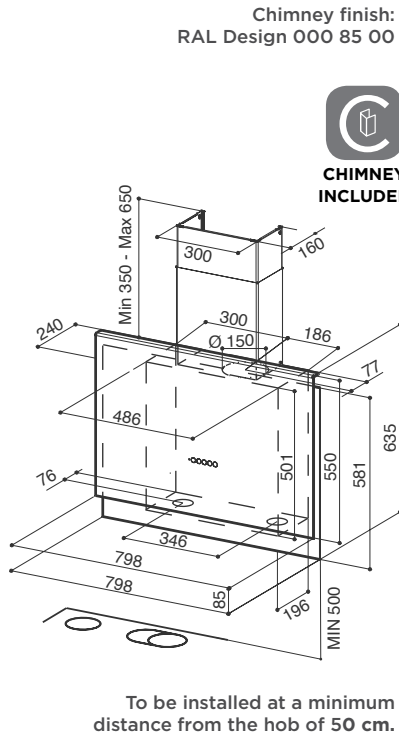
FEATURES	PERFORMANCE	ACCESSORIES
Finish • Black gloss / Black glass • White gloss / White glass	Speed 1 2 3 INT BOOST	Cod. 112.0540.783
Controls Squarcle touch	Air capacity IEC point 180 250 435 620 750	F22 Charcoal filter (order 2 pieces)
Lighting LED lights	Pressure 210 280 490 520 550	Cod. 112.0615.733
Grease filter Cassettes dishwasher safe	Input 55 65 130 145 280	Remote control
Ø of air outlet 150 / 120 mm	Noise level 40 45 57 66 70	
Width 700 mm		
Energy class A+		
Blowers 2		



Dark grey matt - DG MATT



IMPROVING ON PERFECTION.
Faber’s famous vertical hood is re-inventing its role as “window over the hob” by adopting the latest Nautilus technology. The new Nautilus blower not only improves performance but makes Talika an even more desirable addition to your kitchen by reducing noise yet again. Unprecedented comfort from a lightweight, ultra-thin hood now available in new finishes.



TALÌKA

TALÌKA OC A80 cod. 330.0540.784
TALÌKA CT A80 cod. 330.0540.785
TALÌKA DG MATT A80 cod. 330.0543.972
TALÌKA DGC A80 cod. 330.0540.786

(optional)

FEATURES	PERFORMANCE					ACCESSORIES
Finish	Speed	1	2	3	INT	Cod. 112.0540.783
<ul style="list-style-type: none">• Old copper• Cross titanium• Dark grey concrete• Dark grey matt	Air capacity IEC point	200	300	410	560	F22 Charcoal filter
	Pressure	360	470	560	650	Cod. 112.0615.733
Controls	Input	100	110	120	135	Remote control
Squarcle touch	Noise level	51	59	66	72	
Lighting						
LED lights						
Grease filter						
Cassettes dishwasher safe						
Ø of air outlet						
150 / 120 mm						
Width						
800 mm						
Energy class						
A						

Old copper - OC



Cross titanium - CT



Dark grey concrete - DGC





Black glass
800 mm



Grey glass

White glass



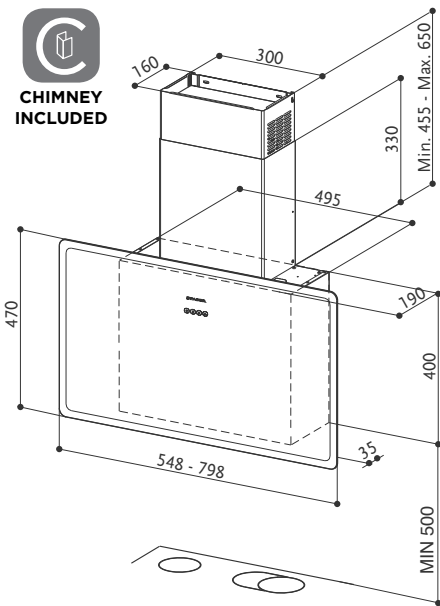
550 mm

550 mm

550 mm



A VERTICAL HOOD WITH THE LATEST NAUTILUS TECHNOLOGY.
Glamorous by name and nature, the Glam-Fit hood is characterised by a minimal, contemporary style that radiates elegance in every detail. Its clean, essential lines, complemented by a glass surface and an elegant clear surround, add refinement to any kitchen and conceal Faber's exclusive Nautilus technology. The first ever completely flat, vertical glass hood, Glam-Fit also features an ultra-thin body of only 15 cm. Impressive performance and miserly consumption place it in energy efficiency class A. Glam-Fit comes in two finishes, black and white, both equally striking and typically Faber. Glam-Fit is also available in a "small" 55 cm version.



To be installed at a minimum distance from the hob of 50 cm.

GLAM-FIT

GLAM FIT 80 BK cod. 330.0528.269
GLAM FIT 55 BK cod. 330.0528.270
GLAM FIT 80 WH cod. 330.0528.302

GLAM FIT 55 WH cod. 330.0528.301
GLAM FIT 80 GR cod. 330.0576.469
GLAM FIT 55 GR cod. 330.0576.470

(optional only for grey version)



FEATURES	PERFORMANCE	ACCESSORIES
Finish	Speed 1 2 3 INT	Cod. 112.0540.783
• Black glass • Grey glass • White glass	Air capacity IEC point 190 250 400 570	F22 Charcoal filter
Controls	Pressure 300 450 540 650	Cod. 112.0615.733
Touch control	Input 100 115 120 125	Remote control (only for grey version)
Lighting	Noise level 52 58 67 73	
2 LED lights		
Grease filter		
Cassettes dishwasher safe		
Ø of air outlet		
150 / 120 mm		
Width		
550 / 800 mm		
Energy class		
A		



White/Warm gray 3C - WH/WG



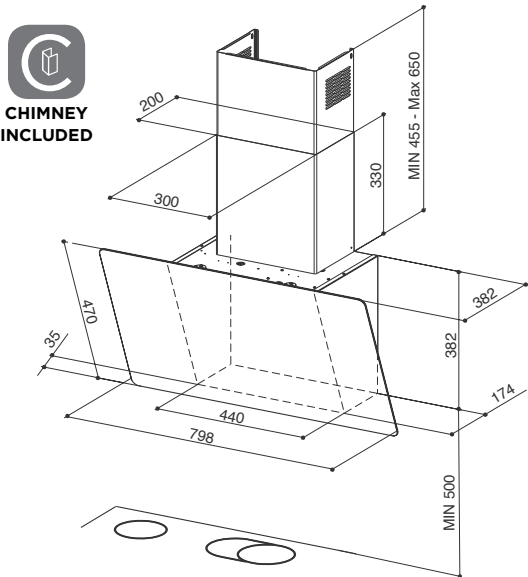
Dark grey/Light grey - DG/LG



White/Transparent - WH/T



Warm gray 1C/Warm gray 3C - WG1C/WG3C



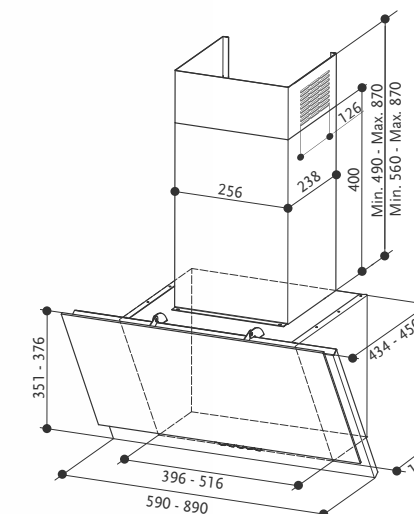
To be installed at a minimum distance from the hob of 50 cm.

GLAM-LIGHT

GLAM-LIGHT EV8+ WH/WG A80 cod. 110.0456.116
GLAM-LIGHT EV8+ DG/LG A80 cod. 110.0456.119
GLAM-LIGHT EV8+ WG1C/WG3C A80 cod. 110.0456.142
GLAM-LIGHT EV8+ WH/T A80 cod. 110.0456.143



FEATURES	PERFORMANCE					ACCESSORIES
Finish	Speed	1	2	3	INT	Cod. 112.0157.240
• White glass / Warm gray 3C • Dark grey glass / Light grey • Warm gray 1C glass / Warm gray 3C • White glass / Transparent	Air capacity IEC point	310	420	580	720	F8 Charcoal filter
Controls	Pressure	440	500	540	550	Cod. 112.0252.439
Touch control	Input	175	220	255	270	Recycling version kit WH
Lighting	Noise level	52	56	62	65	Cod. 112.0252.442
LED lights						Recycling version kit BK
Grease filter						Cod. 112.0158.127
Cassettes dishwasher safe						FHP8 Charcoal filter High Performance
Ø of air outlet						Cod. 112.0185.278
150 / 120 mm						FLL8 Charcoal filter Long Lasting
Width						
800 mm						
Energy class						
A+						



Dark grey stoneware / Black
600 mm

GRÈXIA

GRÈXIA GRES DG/BK A60 cod. 330.0543.464
GRÈXIA GRES DG/BK A90 cod. 330.0543.465

GRÈXIA GRES LG/X A60 cod. 330.0543.467
GRÈXIA GRES LG/X A90 cod. 330.0543.468



(optional)

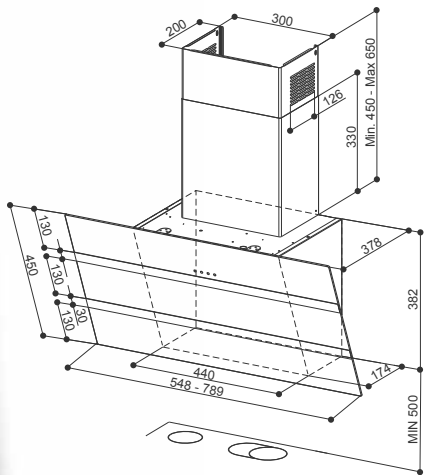
FEATURES	PERFORMANCE	ACCESSORIES
Finish • Dark grey stoneware / Black • Light grey stoneware / Stainless steel	Speed Air capacity IEC point Pressure Input Noise level	Cod. 112.0157.240 F8 Charcoal filter Cod. 112.0158.127 FHP8 Charcoal filter High Performance Cod. 112.0185.278 FLL8 Charcoal filter Long Lasting Cod. 112.0615.733 Remote control
Controls Squarcle touch	1 2 3 INT 300 480 620 690 340 430 470 480 145 180 230 250 53 64 69 72	
Lighting 2 LED lights		
Grease filter Cassettes dishwasher safe		
Ø of air outlet 150 / 120 mm		
Width 600 / 900 mm		
Energy class C		

Light grey stoneware / Stainless steel
600 mm






Black glass / Stainless Steel
800 mm



To be installed at a minimum
distance from the hob of 50 cm.

STEELMAX

STEELMAX EV8 LED BK/X A55 cod. 330.0538.524
STEELMAX EV8 LED BK/X A80 cod. 330.0538.526
STEELMAX EV8 LED WH/X A55 cod. 330.0538.525
STEELMAX EV8 LED WH/X A80 cod. 330.0538.523



(optional)

FEATURES	PERFORMANCES					ACCESSORIES
Finish • Black glass / Stainless Steel • White glass / Stainless Steel	Speed	1	2	3	INT	Cod. 112.0157.240 F8 Charcoal filter
Controls Touch control	Air capacity IEC point	320	490	640	730	Cod. 112.0158.127 Charcoal filter High Performance
Lighting 2 LED lights	Pressure	340	450	480	520	Cod. 112.0252.439 Recycling version kit WH
Grease filter Cassettes dishwasher safe	Input	145	180	230	250	Cod. 112.0252.442 Recycling version kit BK
Ø of air outlet 150 / 120 mm	Noise level	53	63	68	71	Cod. 112.0185.278 FLL8 Charcoal filter Long Lasting
Width 550 / 800 mm						
Energy class B						

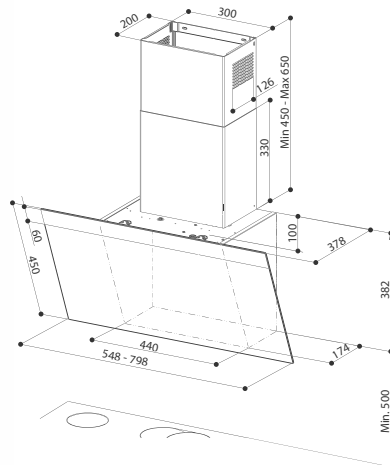
Black glass / Stainless Steel
550 mm



White glass / Stainless Steel
550 mm



CHIMNEY
INCLUDED



To be installed at a minimum
distance from the hob of 50 cm.

Black glass



DAISY PLUS

DAISY + BK A55 cod. 330.0612.373
DAISY + BK A80 cod. 330.0612.374

DAISY + WH A55 cod. 330.0612.375
DAISY + WH A80 cod. 330.0612.371



(optional)



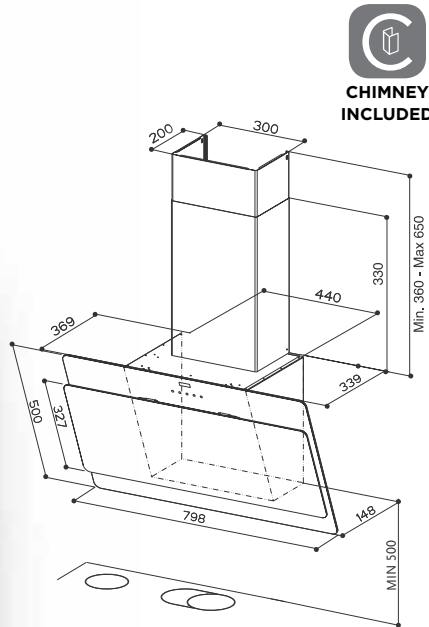
FEATURES	PERFORMANCE					ACCESSORIES
Finish • Black glass • White glass	Speed	1	2	3	INT	Cod. 112.0327.007 ENERGY Remote blower kit
Controls Touch control	Air capacity IEC point	310	420	580	720	Cod. 112.0157.240 F8 Charcoal filter
Lighting 2 LED lights	Pressure	440	500	540	550	Cod. 112.0327.632 Recycling version kit X
Grease filter Cassettes dishwasher safe	Input	175	220	255	270	Cod. 112.0158.127 FHP8 Charcoal filter High Performance
Ø of air outlet 150 / 120 mm	Noise level	52	56	62	65	Cod. 112.0185.278 FLL8 Charcoal filter Long Lasting
Width 550 / 800 mm						
Energy class A						

White glass
550 mm





Almond



To be installed at a minimum distance from the hob of 50 cm.



COCKTAIL

COCKTAIL BK EV8 A80 cod. 110.0252.427
COCKTAIL WH EV8 A80 cod. 110.0252.428
COCKTAIL ALMOND EV8 A80 cod. 110.0364.606

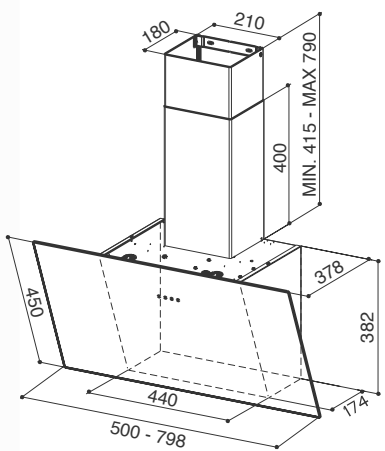


FEATURES	PERFORMANCE					ACCESSORIES
Finish	Speed	1	2	3	INT	Cod. 112.0157.240
• White glass • Black glass • Warm gray 3C	Air capacity IEC point	310	480	630	720	F8 Charcoal filter
Controls	Pressure	350	450	480	520	Cod. 112.0250.289
Touch control	Input	145	180	230	250	Chimney kit X
Lighting	Noise level	52	62	67	70	Cod. 112.0250.290
2 LED lights						Chimney kit BK
Grease filter						Cod. 112.0158.127
Cassettes dishwasher safe						FHP8 Charcoal filter High Performance
Ø of air outlet						Cod. 112.0185.278
150 / 120 mm						FLL8 Charcoal filter Long Lasting
Width						
800 mm						
Energy class						
B						

White



Black




To be installed at a minimum distance from the hob of 50 cm.

Black glass
800 mm



TWEET

TWEET EV8 LED BK A55 cod. 330.0529.664
TWEET EV8 LED WH A55 cod. 330.0529.665



CARATTERISTICHE	PRESTAZIONI					ACCESSORI
Finish	Speed	1	2	3	INT	Cod. 112.0157.240
• Black glass • White glass	Air capacity IEC point	300	470	620	700	F8 Charcoal filter
Controls	Pressure	340	440	480	500	Cod. 112.0158.127
Touch control	Input	145	180	230	250	FHP8 Charcoal filter High Performance
Lighting	Noise level	53	63	68	71	Cod. 112.0252.439
2 LED lights						Recycling version kit WH
Grease filter						Cod. 112.0252.442
Cassettes dishwasher safe						Recycling version kit BK
Ø of air outlet						Cod. 112.0185.278
150 / 120 mm						FLL8 Charcoal filter Long Lasting
Width						
500 / 800 mm						
Energy class						
C						

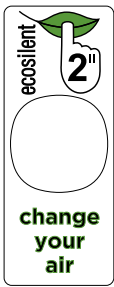
White glass
800 mm



Black
500 mm





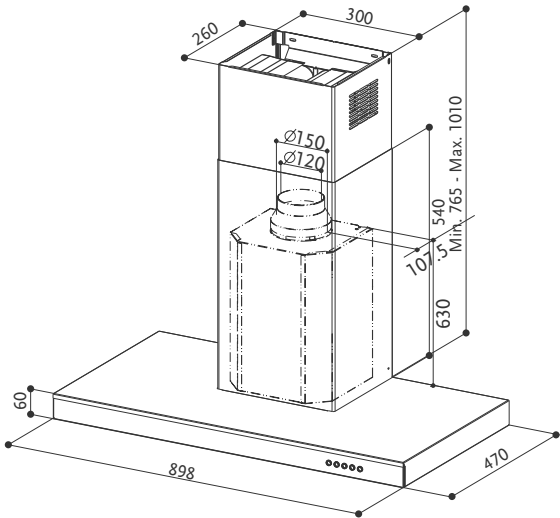


A++
52 DB(A) MAX CAPACITY

ECO FUNCTION:
change of air with minimum
consumption and maximum
silence.

AS SILENT AND PRECIOUS
AS PURE AIR

Onyx-T is the quietest of all T-Shape hoods and guaranteed to amaze for its high performance and low noise. The hood's stylish design conceals FABER's exclusive SIL & STILL technology which allows functioning in ultra-silent mode at a sound level of less than 40 dB(A). Maximum comfort, minimum energy consumption and complete freedom to enjoy your home thanks to a continuous exchange of air signalled only by a green light in the Eco button. The Eco function even switches off automatically after 24 hours. What more can we say? Faber technology leaves you speechless!



ONYX-T

ONYX-T X/V A90 cod. 325.0541.070

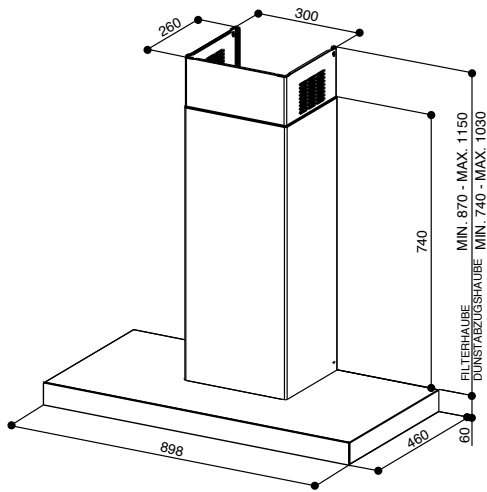


(optional)




FEATURES	PERFORMANCE						ACCESSORIES
Finish • Stainless steel / Black Glass	Speed	1	2	3	INT	BOOST	Cod. 112.0157.243
Controls Squarcle touch	Air capacity IEC point	240	300	380	550	750	F9 Charcoal filter
Lighting LED light	Pressure	360	400	450	460	500	Cod. 112.0615.733
Grease filter Stainless steel cassettes dishwasher safe	Input	55	60	70	100	170	Remote control
Ø of air outlet 150 / 120 mm	Noise level	45	50	52	63	68	Cod. 112.0185.276
Width 900 mm							FLL9 Charcoal filter Long Lasting
Energy class A++							Cod. 112.0626.902
							Kit recycling wall t-shape





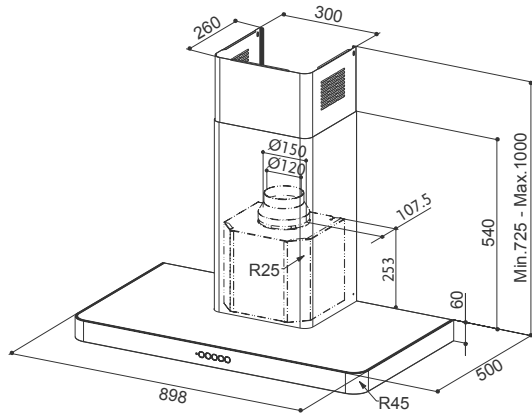
T-DARK

T-DARK A90 cod. 325.0584.868




FEATURES	PERFORMANCE					ACCESSORIES
Finish • Black stainless steel	Speed	1	2	3	INT	Cod. 112.0157.243 F9 Charcoal filter
Controls Touch control	Air capacity IEC point	260	330	415	720	Cod. 112.0615.733 Remote control
Lighting LED lights	Pressure	380	430	470	530	Cod. 112.0327.007 ENERGY Remote blower kit
Grease filter Cassettes dishwasher safe	Input	165	190	225	270	Cod. 112.0185.276 FLL9 Charcoal filter Long Lasting
Ø of air outlet 150 / 120 mm	Noise level	53	57	61	72	Cod. 112.0626.902 Kit recycling wall t-shape
Width 800 mm						
Energy class A+						

Stainless steel



T-LIGHT

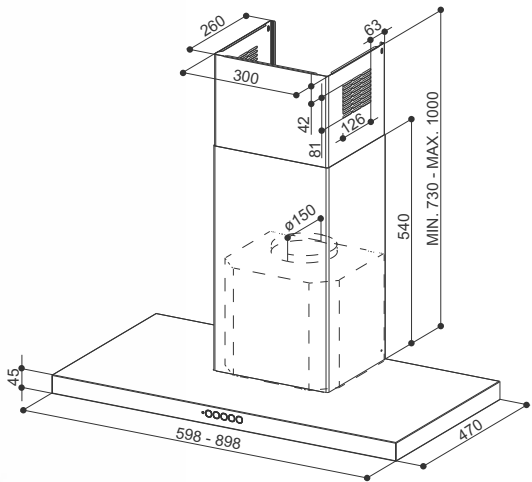
T-LIGHT EV8+ X A90 cod. 110.0456.267
T-LIGHT EV8+ WH MATT A90 cod. 110.0456.269



FEATURES	PERFORMANCE					ACCESSORIES
Finish • Stainless steel • White matt	Speed	1	2	3	INT	Cod. 112.0157.243 F9 Charcoal filter
Controls Squarcle touch	Air capacity IEC point	290	420	580	690	Cod. 112.0615.733 Remote control
Lighting Perimeter LED light	Pressure	410	470	520	530	Cod. 112.0185.276 FLL9 Charcoal filter Long Lasting
Grease filter Cassettes dishwasher safe	Input	190	230	255	270	Cod. 112.0626.902 Kit recycling wall t-shape
Ø of air outlet 150 / 120 mm	Noise level	50	58	65	68	
Width 900 mm						
Energy class A						


White matt



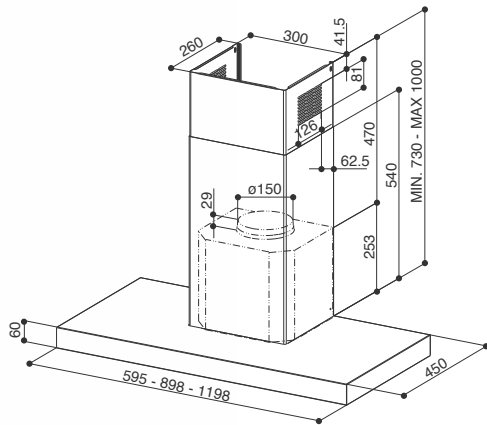


BELLA COMFORT

BELLA COMFORT X A60 cod. 325.0500.438
BELLA COMFORT X A90 cod. 325.0500.440




FEATURES	PERFORMANCE	ACCESSORIES
Finish • Stainless steel	Speed 1 2 3 INT	Cod. 112.0157.243 F9 Charcoal filter
Controls Squarcle touch	Air capacity IEC point 300 460 620 700	Cod. 112.0615.733 Remote control
Lighting 2 LED lights	Pressure 330 430 490 500	Cod. 112.0157.252 Upper chimney kit X
Grease filter Cassettes dishwasher safe	Input 145 180 230 250	Cod. 112.0327.007 ENERGY Remote blower kit
Ø of air outlet 150 / 120 mm	Noise level 52 62 69 71	Cod. 112.0185.276 FLL9 Charcoal filter Long Lasting
Width 600 / 900 mm		Cod. 112.0626.902 Kit recycling wall T-Shape
Energy class B		



STILO GLASS SMART

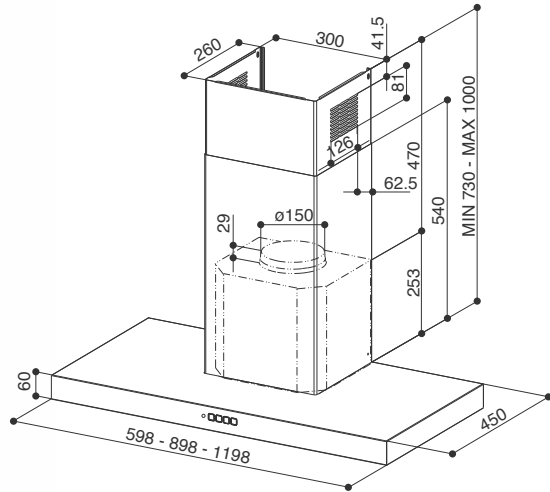
STILO GLASS SMART X/V A60 cod. 325.0617.017
STILO GLASS SMART X/V A90 cod. 325.0617.016



FEATURES	PERFORMANCE	ACCESSORIES
Finish • Stainless steel / black glass	Speed 1 2 3 INT	Cod. 112.0157.243 F9 Charcoal filter
Controls Touch control	Air capacity IEC point 310 470 610 690	Cod. 112.0615.733 Remote control
Lighting 2 LED lights	Pressure 320 420 480 490	Cod. 112.0327.631 HFH Filter kit
Grease filter Cassettes dishwasher safe	Input 145 180 230 250	Cod. 112.0185.276 FLL9 Charcoal filter Long Lasting
Ø of air outlet 150 / 120 mm	Noise level 54 63 69 72	Cod. 112.0626.902 Kit recycling wall T-Shape
Width 600 / 900 mm		
Energy class B		



Black matt



STILO COMFORT

STILO COMFORT X A60 cod. 325.0615.637
STILO COMFORT X A90 cod. 325.0615.636
STILO COMFORT X A120 cod. 325.0615.638
STILO COMFORT BK MATT A60 cod. 325.0618.791
STILO COMFORT BK MATT A90 cod. 325.0618.783

STILO COMFORT BK MATT A120 cod. 325.0618.787
STILO COMFORT WH MATT A60 cod. 325.0618.789
STILO COMFORT WH MATT A90 cod. 325.0618.740
STILO COMFORT WH MATT A120 cod. 325.0618.790



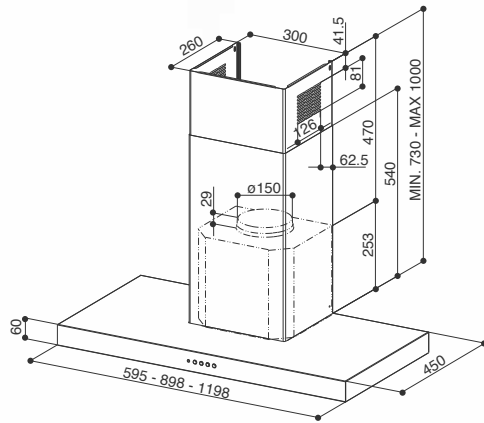
KIT (optional) (optional)

FEATURES	PERFORMANCE					ACCESSORIES
Finish	Speed	1	2	3	INT	Cod. 112.0157.243
• Stainless steel • Black matt • White matt	Air capacity IEC point	310	470	610	690	F9 Charcoal filter
Controls	Pressure	320	420	480	490	Cod. 112.0157.252
Electronic	Input	145	180	230	250	Upper chimney kit X
Lighting	Noise level	54	63	69	72	Cod. 112.0327.007
2 LED lights						ENERGY Remote blower kit
Grease filter						Cod. 112.0327.631
Cassettes dishwasher safe						HFH Filter kit
Ø of air outlet						Cod. 112.0185.276
150 / 120 mm						FLL9 Charcoal filter Long Lasting
Width						Cod. 112.0626.902
600 / 900 / 1200 mm						Kit recycling wall T-Shape
Energy class						
B						

White matt



Stainless steel



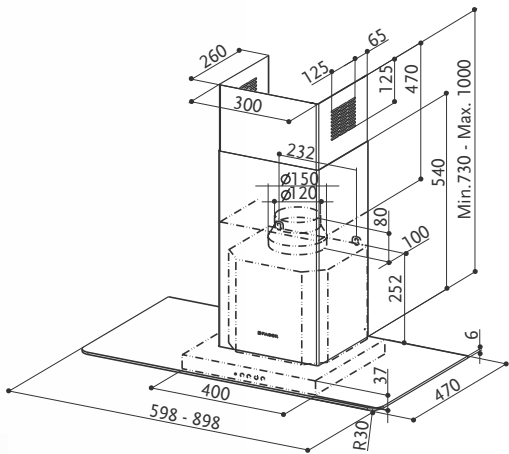
STILO SMART

STILO SMART X A60 cod. 325.0615.633
STILO SMART X A90 cod. 325.0615.635
STILO SMART X A120 cod. 325.0615.634



KIT (optional) (optional)

FEATURES	PERFORMANCE				ACCESSORIES
Finish	Speed	1	2	3	Cod. 112.0157.243
• Stainless steel	Air capacity IEC point	230	320	435	F9 Charcoal filter
Controls	Pressure	150	190	210	Cod. 112.0157.252
Electronic	Input	85	95	115	Upper chimney kit X
Lighting	Noise level	54	61	68	Cod. 112.0327.007
2 LED lights					ENERGY Remote blower kit
Grease filter					Cod. 112.0327.631
Cassettes dishwasher safe					HFH Filter kit
Ø of air outlet					Cod. 112.0185.276
150 / 120 mm					FLL9 Charcoal filter Long Lasting
Width					Cod. 112.0626.902
600 / 900 / 1200 mm					Kit recycling wall T-Shape
Energy class					
D					



NICE

NICE LED SRM X/V NS A60 cod. 325.0617.052
NICE LED SRM X/V NS A90 cod. 325.0617.053

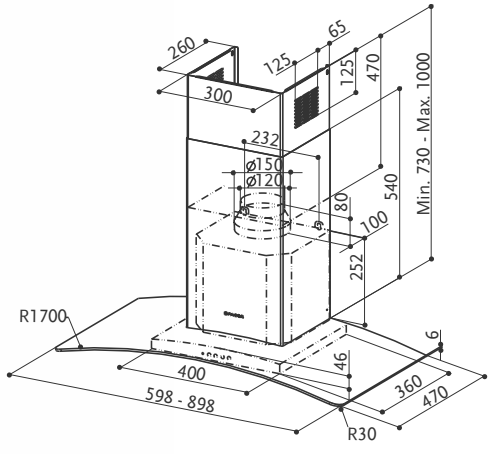


KIT (optional) (optional)

FEATURES	PERFORMANCE	ACCESSORIES
Finish • Stainless steel / Glass	Speed 1 2 3	Cod. 112.0157.243 F9 Charcoal filter
Controls Electronic	Air capacity IEC point 220 300 420	Cod. 112.0157.252 Upper chimney kit X
Lighting 2 LED lights	Pressure 150 190 210	Cod. 112.0327.007 ENERGY Remote blower kit
Grease filter Cassettes dishwasher safe	Input 85 95 115	Cod. 112.0327.631 HFH Filter kit
Ø of air outlet 150 / 120 mm	Noise level 54 62 68	Cod. 112.0185.276 FLL9 Charcoal filter Long Lasting
Width 600 / 900 mm		Cod. 112.0626.902 Kit recycling wall T-Shape
Energy class C		



The control interface, now even more user-friendly and functional, is an iconic signature of the unmistakable Faber style.



RAY

RAY SRM LED X/V NS A60 cod. 325.0617.020
RAY SRM LED X/V NS A90 cod. 325.0617.051



KIT (optional) (optional)

FEATURES	PERFORMANCE	ACCESSORIES
Finish • Stainless steel / Glass	Speed 1 2 3	Cod. 112.0157.243 F9 Charcoal filter
Controls Electronic	Air capacity IEC point 220 300 420	Cod. 112.0157.252 Upper chimney kit X
Lighting 2 LED lights	Pressure 150 190 210	Cod. 112.0327.007 ENERGY Remote blower kit
Grease filter Cassettes dishwasher safe	Input 85 95 115	Cod. 112.0327.631 HFH Filter kit
Ø of air outlet 150 / 120 mm	Noise level 54 62 68	Cod. 112.0185.276 FLL9 Charcoal filter Long Lasting
Width 600 / 900 mm		Cod. 112.0626.902 Kit recycling wall T-Shape
Energy class C		



The control interface, now even more user-friendly and functional, is an iconic signature of the unmistakable Faber style.

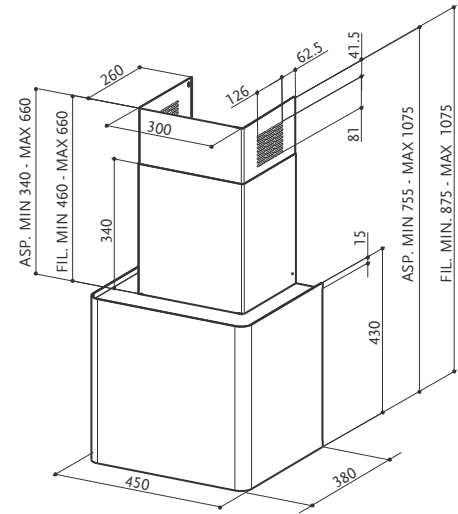
Bianco opaco
White matt



Bianco latte
White milk




Nero
Black

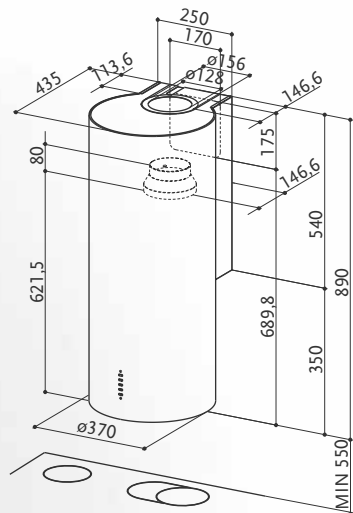


LITHOS

LITHOS EG6 LED BK A45 cod. 335.0533.563
LITHOS EG6 LED WH MATT A45 cod. 335.0533.564
LITHOS EG6 LED WH A45 cod. 335.0533.565




FEATURES	PERFORMANCE					ACCESSORIES
Finish • Black matt • White matt • White milk	Speed	1	2	3	INT	Cod. 112.0157.240
Controls Electronic	Air capacity IEC point	280 440 530 580				F8 Charcoal filter
Lighting 2 LED lights	Pressure	200 280 300 320				Cod. 112.0158.127
Grease filter Cassettes dishwasher safe	Input	90	105	125	140	FHP8 Charcoal filter High Performance
Ø of air outlet 150 / 120 mm	Noise level	54	62	67	69	Cod. 112.0185.278
Width 450 mm						FLL8 Charcoal filter Long Lasting
Energy class C						



To be installed at a minimum distance from the hob of 55 cm.

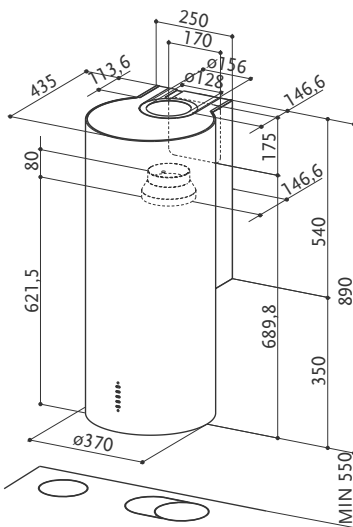
CYLINDRA

CYLINDRA EV8 X A37 cod. 110.0332.307



FEATURES	PERFORMANCE	ACCESSORIES
Finish • Stainless steel	Speed 1 2 3 INT	Cod. 112.0157.243 F9 Charcoal filter
Controls Electronic Led	Air capacity IEC point 300 460 600 660	Cod. 112.0615.733 Remote control
Lighting 2 LED lights	Pressure 330 420 470 500	Cod. 112.0327.007 ENERGY Remote blower kit
Grease filter Cassettes dishwasher safe	Input 145 180 230 250	Cod. 112.0185.276 FLL9 Charcoal filter Long Lasting
Ø of air outlet 150 / 120 mm	Noise level 52 60 67 70	
Width 370 mm		
Energy class C		

White gloss

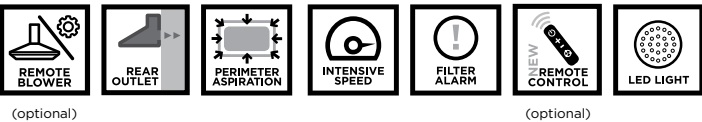


To be installed at a minimum distance from the hob of 55 cm.

CYLINDRA GLOSS PLUS

CYLINDRA GLOSS PLUS EV8+ WH A37 cod. 335.0492.565

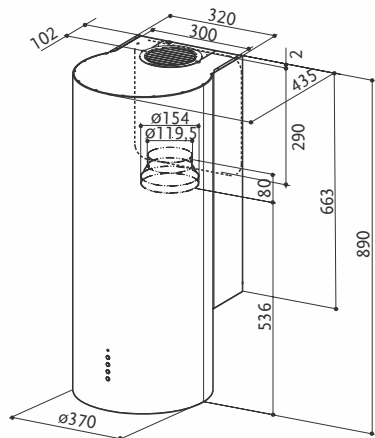
CYLINDRA PLUS BK MATT A37 cod. 335.0606.998



FEATURES	PERFORMANCE	ACCESSORIES
Finish • White gloss • Black matt	Speed 1 2 3 INT	Cod. 112.0157.243 F9 Charcoal filter
Controls Led Electronic	Air capacity IEC point 280 420 580 680	Cod. 112.0615.733 Remote control
Lighting Micro LED Lights	Pressure 430 500 530 545	Cod. 112.0327.007 ENERGY Remote blower kit
Grease filter Cassettes dishwasher safe	Input 190 230 255 270	Cod. 112.0185.276 FLL9 Charcoal filter Long Lasting
Ø of air outlet 150 / 120 mm	Noise level 56 62 68 71	
Width 370 mm		
Energy class A		

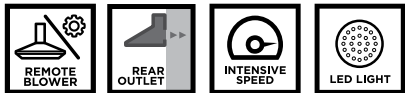
Black matt





ECLIPSE

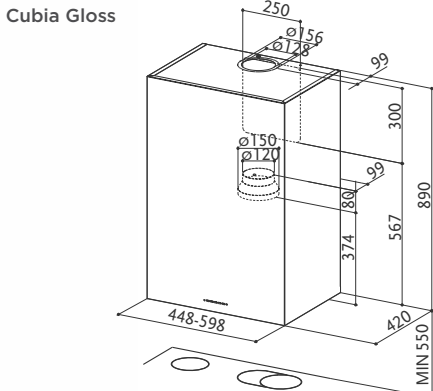
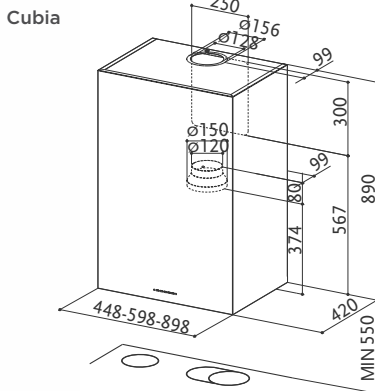
ECLIPSE EV8 LED X A37 cod. 335.0538.983



(optional)

FEATURES	PERFORMANCE	ACCESSORIES
Finish • Stainless steel	Speed 1 2 3 INT	Cod. 112.0157.243 F9 Charcoal filter
Controls Electronic	Air capacity IEC point 280 410 500 540	Cod. 112.0327.007 ENERGY Remote blower kit
Lighting 2 LED lights	Pressure 340 440 470 500	Cod. 112.0185.276 FLL9 Charcoal filter Long Lasting
Grease filter Cassettes dishwasher safe	Input 145 180 230 250	
Ø of air outlet 150 / 120 mm	Noise level 52 62 68 70	
Width 370 mm		
Energy class C		

White



To be installed at a minimum distance from the hob of 55 cm.

CUBIA PLUS CUBIA GLOSS PLUS

CUBIA PLUS EV8 X A45 cod. 335.0502.080
CUBIA PLUS EV8 X A60 cod. 335.0502.091
CUBIA PLUS EV8 X A90 cod. 335.0502.092

CUBIA GLOSS PLUS EV8 WH A45 cod. 335.0502.094
CUBIA GLOSS PLUS EV8 WH A60 cod. 335.0502.095



(optional)

(optional)

FEATURES	PERFORMANCE	ACCESSORIES
Finish • Stainless steel • White	Speed 1 2 3 INT	Cod. 112.0157.240 F8 Charcoal filter
Controls Electronic EVO + Display	Air capacity IEC point 300 470 600 670	Cod. 112.0615.733 Remote control
Lighting 2 LED lights	Pressure 350 440 490 500	Cod. 112.0327.007 ENERGY Remote blower kit
Grease filter Cassettes dishwasher safe	Input 145 180 230 250	Cod. 112.0158.127 FHP8 Charcoal filter High Performance
Ø of air outlet 150 / 120 mm	Noise level 50 58 65 69	Cod. 112.0185.278 FLL8 Charcoal filter Long Lasting
Width 450 / 600 900 (only s. steel)		
Energy class B		

Stainless steel





Old brass - OB



Old copper - OC



Cast iron - CI



Dark grey matt - DG MATT



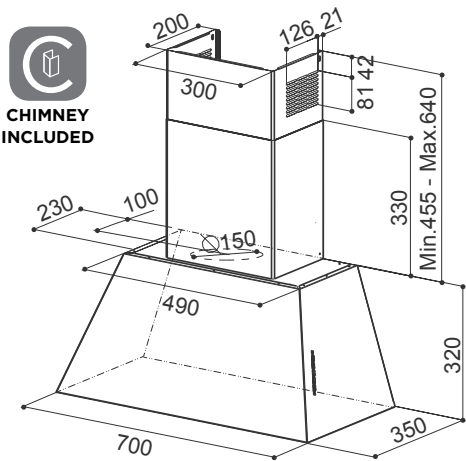
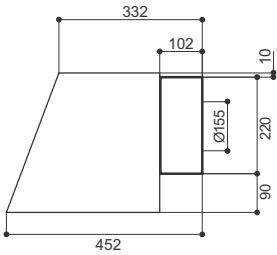
Old metal - OM



Country grey matt - CG MATT



Rear air outlet kit (optional)



further specication in the accessory session on page 316

CHLOÈ

CHLOÈ EV8+ OM A70 cod. 110.0456.129
CHLOÈ EV8+ OC A70 cod. 110.0456.174
CHLOÈ EV8+ CI A70 cod. 110.0456.175

CHLOÈ EV8+ OB A70 cod. 110.0456.177
CHLOÈ EV8+ DG MATT A70 cod. 110.0458.989
CHLOÈ EV8+ CG MATT A70 cod. 110.0459.033



(optional)



(optional)



FEATURES	PERFORMANCE					ACCESSORIES	
Finish • Old metal • Old copper • Cast iron • Old brass • Dark grey matt • Country grey matt	Speed	1	2	3	INT	Cod. 112.0157.240	Cod. 112.0490.250
	Air capacity IEC point	300 420 590 700				F8 Charcoal filter	Rear air outlet kit OC
	Pressure	440 500 540 550				Cod. 112.0615.733	Cod. 112.0490.261
	Input	190 230 255 270				Remote control	Rear air outlet kit CI
Controls Electronic Led	Noise level	51	59	66	69	Cod. 112.0327.007 ENERGY Remote blower kit	Cod. 112.0490.262
Lighting LED light						Cod. 112.0158.127 FHP8 Charcoal filter High Performance	Rear air outlet kit OB Cod. 112.0490.263
Grease filter Cassettes dishwasher safe						Cod. 112.0185.278 FLL8 Charcoal filter Long Lasting	Rear air outlet kit DG MATT Cod. 112.0490.264
Ø of air outlet 150 /120 mm						Cod. 112.0490.249 Rear air outlet kit OM	Rear air outlet kit CG MATT
Width 700 mm							
Energy class A							



Cast iron - CI

Country grey matt - CG MATT

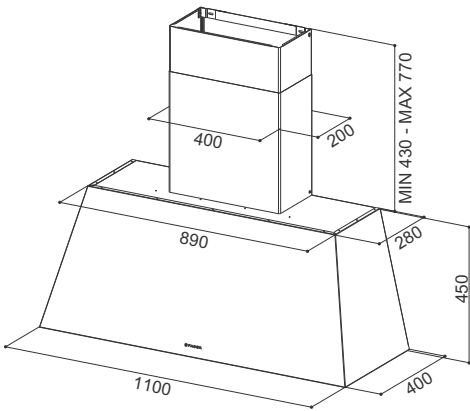


THE GREATNESS OF
UNCONVENTIONAL DESIGN.

What would you rather do?
Bask in the inspiring warmth of
tradition, or experience thrilling
new emotions every day? With
Chloè XL you can do both. This
hood combines exciting design
with traditional character and
takes high-tech performance
and timeless elegance to a whole
new level.



CHIMNEY
INCLUDED



CHLOÈ XL

CHLOE' XL CG MATT A110 cod. 321.0506.535
CHLOE' XL CI A110 cod. 321.0506.536




(optional)

FEATURES	PERFORMANCE			ACCESSORIES	
Finish	Speed	1	2	3	Cod. 112.0157.240
• Country grey matt • Cast iron	Air capacity IEC point	280 420 570			F8 Charcoal filter
Controls	Pressure	200 260 320			Cod. 112.0158.127
Electromechanical Knob	Input	90 105 140			FHP8 Charcoal filter High Performance
Lighting	Noise level	51	60	67	Cod. 112.0185.278
LED light					FLL8 Charcoal filter Long Lasting
Grease filter					Cod. 112.0327.007
Cassettes dishwasher safe					ENERGY Remote blower kit
Ø of air outlet					
150 /120 mm					
Width					
1100 mm					
Energy class					
C					



Dark grey matt / stainless steel frame



White matt / stainless steel frame



White matt / durmast wood frame



Dark grey matt / durmast wood frame

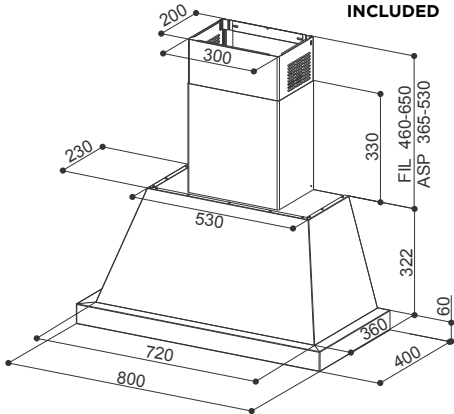


STYLE IN EVERY DETAIL,
TECHNOLOGY IN EVERY
BREATH.

Today, the world is one nation, the whole planet a global village. And the pleasure of country living has reached even the biggest metropolis. Today is the era of Thea. This is a hood that looks beyond the walls of your kitchen, opening up new horizons in design and redefining life in the home. But take nothing for granted! Despite its vintage soul, this hood packs the performance needed for today's industrial world.



CHIMNEY
INCLUDED





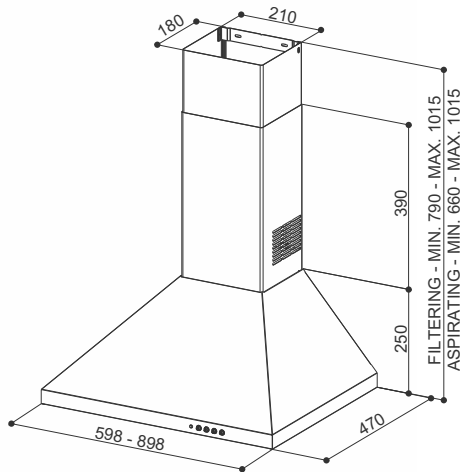
THEA

THEA EV8 WH MATT A80 SC cod. 321.0517.783
THEA EV8 DG MATT A80 SC cod. 321.0517.784



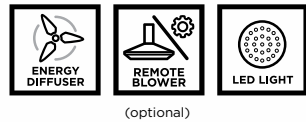
(optional)

FEATURES	PERFORMANCE					ACCESSORIES	FRAME FINISH
Finish • White matt • Dark grey matt	Speed	1	2	3	INT	Cod. 112.0157.240 F8 Charcoal filter	Cod. 112.0516.433 Kit stainless steel frame Thea wall 800mm
Controls Electronic	Air capacity IEC point	320 480 640 750				Cod. 112.0327.007 ENERGY Remote blower kit	
Lighting LED light	Pressure	340 460 490 500				Cod. 112.0158.127 FHP8 Charcoal filter High Performance	Cod. 112.0516.434 Kit durmast frame Thea wall 800mm
Grease filter Cassettes dishwasher safe	Input	145 180 230 250				Cod. 112.0185.278 FLL8 Charcoal filter Long Lasting	
Ø of air outlet 150 /120 mm	Noise level	51	61	67	70	Cod. 112.0527.474 Kit mensola rovere	
Width 800 mm							
Energy class C							

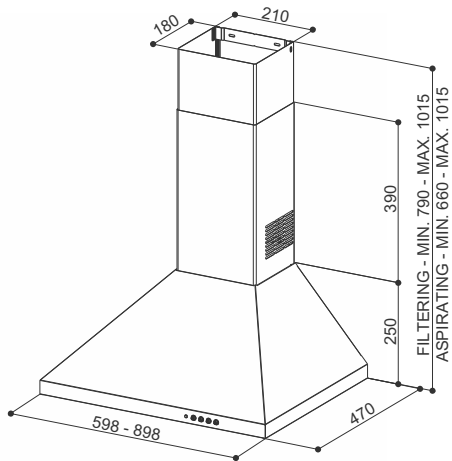


STRIP SMART EV8

STRIP SMART LED EV8 X A60 cod. 320.0533.680
STRIP SMART LED EV8 X A90 cod. 320.0533.761

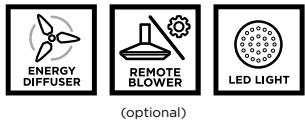


FEATURES	PERFORMANCE	ACCESSORIES
Finish • Stainless steel	Speed 1 2 3 INT	Cod. 112.0157.240 F8 Charcoal filter
Controls Electronic	Air capacity IEC point 320 500 650 740	Cod. 112.0157.271 Splashback X 900 mm
Lighting 2 LED lights	Pressure 330 430 490 500	Cod. 112.0327.007 ENERGY Remote blower kit
Grease filter Cassettes dishwasher safe	Input 145 180 230 250	Cod. 112.0158.127 FHP8 Charcoal filter High Performance
Ø of air outlet 150 / 120 mm	Noise level 53 63 68 71	Cod. 112.0185.278 FLL8 Charcoal filter Long Lasting
Width 600 / 900 mm		
Energy class B		

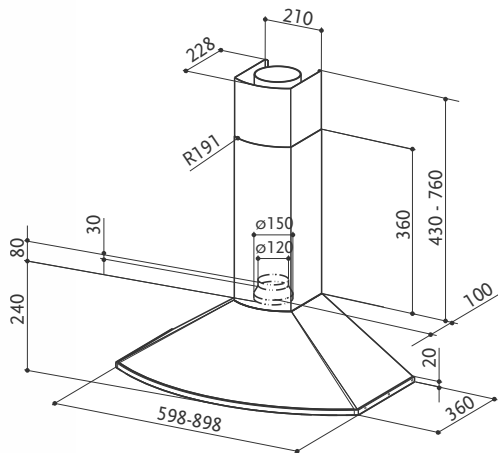


STRIP SMART PB

STRIP SMART PB X A60 cod. 110.0457.338
STRIP SMART PB X A90 cod. 110.0457.613
STRIP SMART PB BK A60 cod. 320.0536.583
STRIP SMART PB BK A90 cod. 320.0536.584
STRIP SMART PB W A60 cod. 320.0536.582
STRIP SMART PB W A90 cod. 320.0536.590




FEATURES	PERFORMANCES	ACCESSORIES
Finish • Stainless steel	Speed 1 2 3	Cod. 112.0157.240 F8 Charcoal filter
Controls Electromechanical	Air capacity IEC point 240 290 380	Cod. 112.0157.271 Splashback X 900 mm
Lighting 2 LED lights	Pressure 165 200 220	Cod. 112.0327.007 ENERGY Remote blower kit
Grease filter Cassettes dishwasher safe	input 70 100 125	Cod. 112.0158.127 FHP8 Charcoal filter High Performance
Ø of air outlet 150 / 120 mm	Noise level 53 57 64	Cod. 112.0185.278 FLL8 Charcoal filter Long Lasting
Width 600 / 900 mm		
Energy class D		



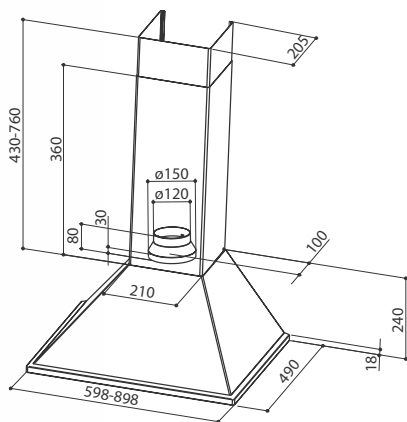
TENDER

TENDER X A60 cod. 110.0157.048
TENDER X A90 cod. 110.0157.049




(optional)

FEATURES	PERFORMANCE	ACCESSORIES	
Finish • Stainless steel	Speed 1 2 3	Cod. 112.0157.240 F8 Charcoal filter	Cod. 112.0157.272 Fondale X 1200 mm
Controls Electromechanical	Air capacity IEC point 255 320 400	Cod. 112.0157.262 Upper chimmeny kit X	Cod. 112.0327.007 ENERGY Remote blower kit
Lighting 2 LED lights	Pressure 175 210 235	Cod. 112.0157.270 Fondale X 600 mm	Cod. 112.0158.127 FHP8 Charcoal filter High Performance
Grease filter Cassettes dishwasher safe	Input 70 100 125	Cod. 112.0157.271 Splashback X 900 mm	Cod. 112.0185.278 FLL8 Charcoal filter Long Lasting
Noise level 55 62 68			
Ø of air outlet 150 / 120 mm			
Width 600 / 900 mm			
Energy class D			



SYNTHESIS

SYNTHESIS X A60 cod. 110.0157.053
SYNTHESIS X A90 cod. 110.0157.054



(optional)

FEATURES	PERFORMANCE	ACCESSORIES	
Finish • Stainless steel	Speed 1 2 3	Cod. 112.0157.240 F8 Charcoal filter	Cod. 112.0157.272 Fondale X 1200 mm
Controls Electromechanical push button	Air capacity IEC point 255 320 400	Cod. 112.0157.262 Upper chimmeny kit X	Cod. 112.0327.007 ENERGY Remote blower kit
Lighting 2 LED lights	Pressure 175 210 235	Cod. 112.0157.270 Fondale X 600 mm	Cod. 112.0158.127 FHP8 Charcoal filter High Performance
Grease filter Cassettes dishwasher safe	Input 70 100 125	Cod. 112.0157.271 Splashback X 900 mm	Cod. 112.0185.278 FLL8 Charcoal filter Long Lasting
Ø of air outlet 150 / 120 mm	Noise level 55 62 68		
Width 600 / 900 mm			
Energy class D			



White



Black



Stainless steel

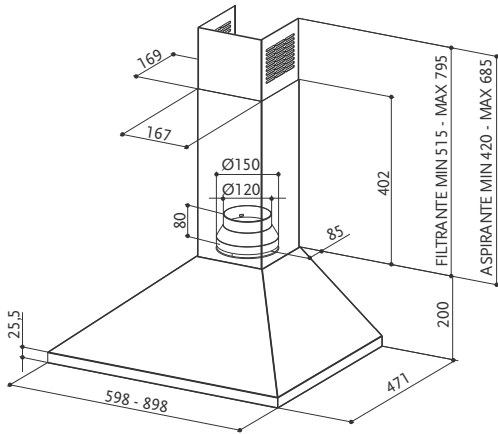
VALUE

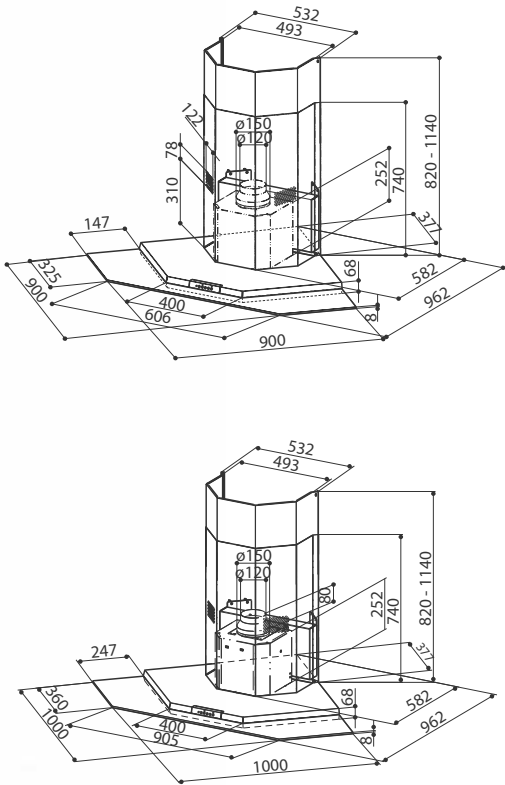
VALUE PB X A60 cod. 320.0557.539
VALUE PB X A90 cod. 320.0557.540
VALUE PB W A60 cod. 320.0557.541

VALUE PB W A90 cod. 320.0557.542
VALUE PB BK A60 cod. 320.0557.543
VALUE PB BK A90 cod. 320.0557.544




FEATURES	PERFORMANCE				ACCESSORIES
Finish	Speed	1	2	3	Cod. 112.0067.944
• Stainless steel • White • Black	Air capacity IEC point	255 330 430			F3 Charcoal filter
Controls	Pressure	260 290 300			Cod. 112.0544.470
Electromechanical push button	Input	95	125	145	FLL3 Charcoal filter Long Lasting
Lighting	Noise level	58	62	67	
2 LED lights					
Grease filter					
Cassettes dishwasher safe					
Ø of air outlet					
150 / 120 mm					
Width					
600 / 900 mm					
Energy class					
D					





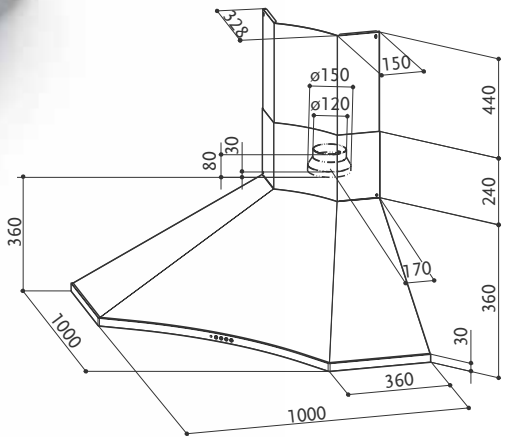
PREMIO ANGOLO/SP

PREMIO ANGOLO/SP EV8 LED X/V A90 cod. 325.0537.824
PREMIO ANGOLO/SP EV8 LED X/V A100 cod. 325.0537.825




(optional)

FEATURES	PERFORMANCE					ACCESSORIES	
Finish • Stainless steel / Glass	Speed	1	2	3	INT	Cod. 112.0157.243 F9 Charcoal filter	
Controls Electronic	Air capacity IEC point	300 480 620 700					Cod. 112.0157.263 Upper chimney kit X
Lighting 4 LED lights	Pressure	330 430 480 500					Cod. 112.0157.273 Splashback X
Grease filter Cassettes dishwasher safe	Input	145 180 230 250					Cod. 112.0157.284 Corner adapter kit
Ø of air outlet 150 / 120 mm	Noise level	54 64 69 71					Cod. 112.0327.007 ENERGY Remote blower kit
Width 900x900 / 1000x1000 mm							Cod. 112.0185.276 FLL9 Charcoal filter Long Lasting
Energy class C							



SOLARIS

SOLARIS EG6 LED X A100 cod. 320.0538.968



(optional)

FEATURES	PERFORMANCE				ACCESSORIES
Finish	Speed	1	2	3	Cod. 112.0157.240
• Stainless steel	Air capacity IEC point	300 440 570			F8 Charcoal filter
Controls	Pressure	220 280 320			Cod. 112.0157.261
Electromechanical	Input	90 105 140			Upper chimney kit X
Lighting	Noise level	57	64	71	Cod. 112.0157.274
4 LED lights					Splashback X
Grease filter					Cod. 112.0327.007
Cassettes dishwasher safe					ENERGY Remote blower kit
Ø of air outlet					Cod. 112.0158.127
150 / 120 mm					FHP8 Charcoal filter High Performance
Width					Cod. 112.0185.278
1000x1000 mm					FLL8 Cartuccia carbone attivo Long Lasting
Energy class					
D					

Perfect in their every detail, extremely powerful, ideal for all-round kitchen use. Island workstation kitchens take on a central role in the house and in daily family life: cooking instantly develops into personal flair, passion, choice, an intimate, private activity. Island decorative hoods are attractive from all viewpoints, with perfect form in all its features: there is no hidden side or corner not seen by the naked eye. Characterised by symmetry and uniformity, illuminating the centre of our family lives.

ISLAND

BELLA COMFORT ISOLA	243
CHLOÈ XL ISOLA	256
CORINTHIA ISOLA	248
CUBIA ISOLA PLUS	253
CUBIA ISOLA GLOSS PLUS	253
CYLINDRA ISOLA	252
CYLINDRA ISOLA GLOSS PLUS	251
GLASSY ISOLA	246
STILO COMFORT ISOLA	245
STILO GLASS SMART ISOLA	244
THEA ISOLA	258
T-SHELF	238
T-LIGHT ISOLA	242
TRATTO ISOLA	247





Black matt



Titanium matt



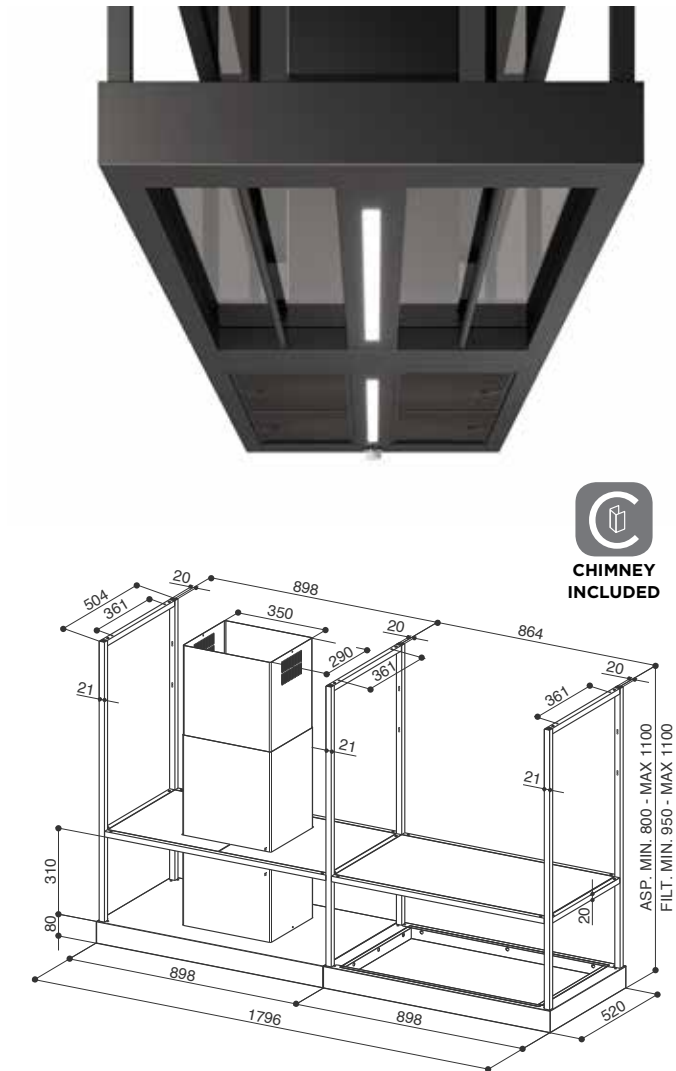
ELEGANT INDUSTRIAL STYLE
T-shelf is the iconic island hood with an elegant industrial style. With its trellis structure, exclusive smoked glass shelves and double LED bar with dimmer, this practical and smart solution contributes to complementing the kitchen environment.

T-SHELF

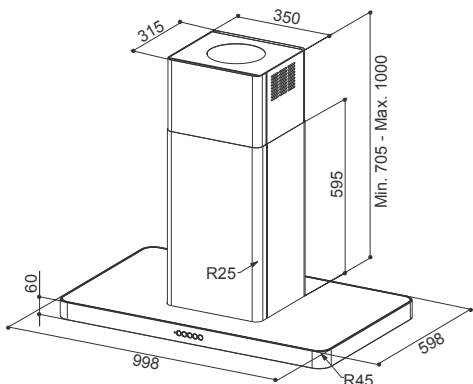
T-SHELF EV8 BK MATT A180 cod. 325.0606.131
T-SHELF EV8 TITANIUM MATT A180 cod. 325.0617.018



FEATURES	PERFORMANCE					ACCESSORIES
Finish	1 2 3 INT					Cod. 112.0157.243
• Black matt • Titanium matt						F9 Charcoal filter
Controls						Cod. 112.0185.276
Rotative controls						FLL9 Charcoal filter Long Lasting
Lighting						
2 LED light bar						
Grease filter						
Cassettes dishwasher safe						
Ø of air outlet						
150 / 120 mm						
Width						
1800 mm						
Energy class						
C						



Acciaio inox
Stainless steel



T-LIGHT ISOLA

T-LIGHT ISOLA EV8+ X A100 cod. 110.0456.264
T-LIGHT ISOLA EV8+ WH MATT A100 cod. 110.0456.265

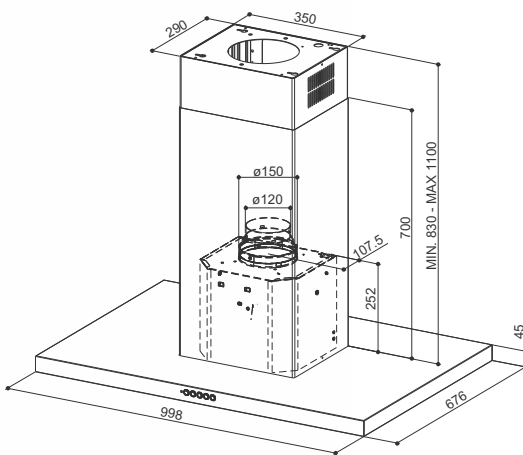


(optional)



FEATURES	PERFORMANCE					ACCESSORIES
Finish	Speed	1	2	3	INT	Cod. 112.0157.243
• Stainless steel • White matt	Air capacity IEC point	290	420	580	690	F9 Charcoal filter
Controls	Pressure	410	470	520	530	Cod. 112.0615.733
Squarcle touch	Input	190	230	255	270	Remote control
Lighting	Noise level	50	58	65	68	Cod. 112.0185.276
Perimeter LED light						FLL9 Charcoal filter Long Lasting
Grease filter						Cod. 112.0626.903
Cassettes dishwasher safe						Kit Recycling Island T-Shape
Ø of air outlet						
150 / 120 mm						
Width						
1000 mm						
Energy class						
A						

Bianco opaco
White matt



BELLA COMFORT ISOLA

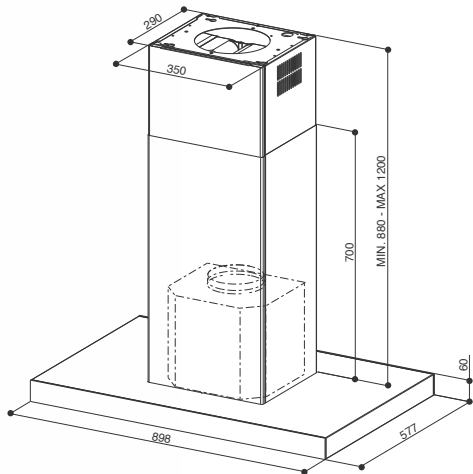
BELLA COMFORT IS. X A100 cod. 325.0500.441



(optional)


(optional)

FEATURES	PERFORMANCE					ACCESSORIES
Finish	Speed	1	2	3	INT	Cod. 112.0157.243
• Stainless steel	Air capacity IEC point	300	460	620	700	F9 Charcoal filter
Controls	Pressure	330	430	490	500	Cod. 112.0157.354
Squarcle touch	Input	145	180	230	250	Remote control
Lighting	Noise level	52	62	69	71	Cod. 112.0157.268
4 LED lights						Upper chimney kit X
Grease filter						Cod. 112.0327.007
Stainless steel cassettes dishwasher safe						ENERGY Remote blower kit
Ø of air outlet						Cod. 112.0185.276
150 / 120 mm						FLL9 Charcoal filter Long Lasting
Width						Cod. 112.0626.903
1000 mm						Kit Recycling Island T-Shape
Energy class						
B						



STILO GLASS SMART ISOLA

STILO GLASS SMART ISOLA A90 cod. 325.0618.802

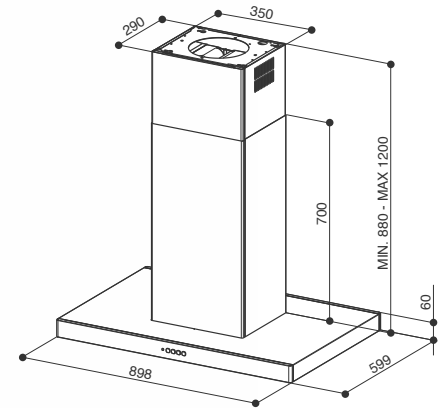


KIT (optional) (optional)

FEATURES	PERFORMANCE					ACCESSORIES
Finish	Speed	1	2	3	INT	Cod. 112.0157.243
•Stainless steel / Black glass	Air capacity IEC point	300460 620 700				F9 Charcoal filter
Controls	Pressure	330	430	490	500	Cod. 112.0157.252
Touch control	Input	145	180	230	250	Upper chimney kit X
Lighting	Noise level	52	62	69	71	Cod. 112.0327.007
4 LED lights						ENERGY Remote blower kit
Grease filter						Cod. 112.0327.631
Cassettes dishwasher safe						HFH Filter kit
Ø of air outlet						Cod. 112.0185.276
150 / 120 mm						FLL9 Charcoal filter Long Lasting
Width						Cod. 112.0626.903
900 mm						Kit Recycling Island T-Shape
Energy class						
B						



Black matt



STILO COMFORT ISOLA

STILO COMFORT ISOLA X A90 cod. 325.0618.738

STILO COMFORT ISOLA WH MATT A90 cod. 325.0618.793

STILO COMFORT ISOLA BK MATT A90 cod. 325.0618.792



KIT (optional) (optional)

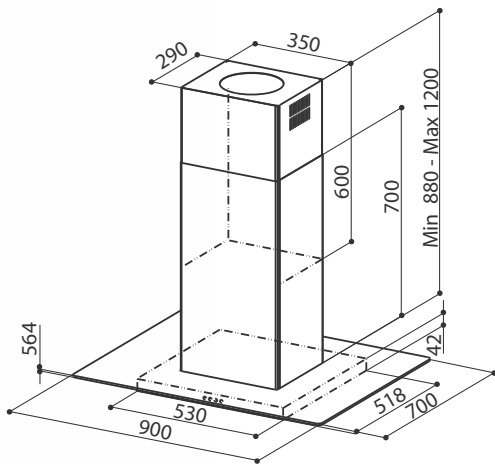
FEATURES	PERFORMANCE					ACCESSORIES
Finish	Speed	1	2	3	INT	Cod. 112.0157.243
•Stainless steel •Black matt •White matt	Air capacity IEC point	300460 620 700				F9 Charcoal filter
Controls	Pressure	330	430	490	500	Cod. 112.0157.252
Electronic	Input	145	180	230	250	Upper chimney kit X
Lighting	Noise level	52	62	69	71	Cod. 112.0327.007
4 LED lights						ENERGY Remote blower kit
Grease filter						Cod. 112.0327.631
Cassettes dishwasher safe						HFH Filter kit
Ø of air outlet						Cod. 112.0185.276
150 / 120 mm						FLL9 Charcoal filter Long Lasting
Width						Cod. 112.0626.903
900 mm						Kit Recycling Island T-Shape
Energy class						
B						

Stainless steel



White matt





GLASSY ISOLA

GLASSY ISOLA/SP EV8 X/V NS A90 cod. 325.0617.019

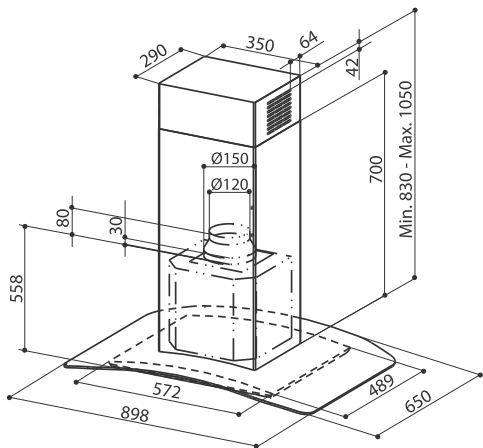


(optional)

FEATURES	PERFORMANCE	ACCESSORIES
Finish • Stainless steel / Glass	Speed 1 2 3 INT	Cod. 112.0157.243 F9 Charcoal filter
Controls Electronic	Air capacity IEC point 300 480 620 700	Cod. 112.0157.288 1 Baffle filter kit (order 2 kits)
Lighting 4 LED lights	Pressure 330 430 480 500	Cod. 112.0327.007 ENERGY Remote blower kit
Grease filter Cassettes dishwasher safe	Input 145 180 230 250	Cod. 112.0185.276 FLL9 Charcoal filter Long Lasting
Ø of air outlet 150 / 120 mm	Noise level 54 64 69 71	Cod. 112.0626.903 Kit Recycling Island T-Shape
Width 900 mm		
Energy class B		




The control interface, now even more user-friendly and functional, is an iconic signature of the unmistakable Faber style.



TRATTO ISOLA

TRATTO ISOLA/SP EV8 X/V NS A90 cod. 325.0628.236

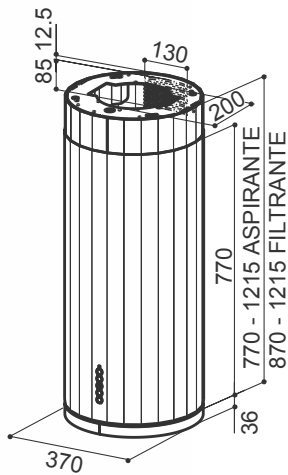


(optional)

FEATURES	PERFORMANCE	ACCESSORIES
Finish • Stainless steel / Glass	Speed 1 2 3 INT	Cod. 112.0157.243 F9 Charcoal filter
Controls Electronic	Air capacity IEC point 300 480 620 700	Cod. 112.0157.268 Upper chimney kit X
Lighting 4 LED lights	Pressure 330 430 480 500	Cod. 112.0157.288 1 Baffle filter kit (order 2 kits)
Grease filter Cassettes dishwasher safe	Input 145 180 230 250	Cod. 112.0327.007 ENERGY Remote blower kit
Ø of air outlet 150 / 120 mm	Noise level 54 64 69 71	Cod. 112.0185.276 FLL9 Charcoal filter Long Lasting
Width 900 mm		
Energy class B		




DG MATT/CONCRETE
Dark grey matt/Concrete



CORINTHIA ISOLA

CORINTHIA ISOLA EV8+ WH MATT/TS A37 cod. 110.0456.219
CORINTHIA ISOLA EV8+ DG MATT/CONCRETE A37 cod. 110.0456.220
CORINTHIA ISOLA EV8+ X/OM A37 cod. 110.0456.261



(optional)



WH MATT/TS
White matt/Tibetan silver

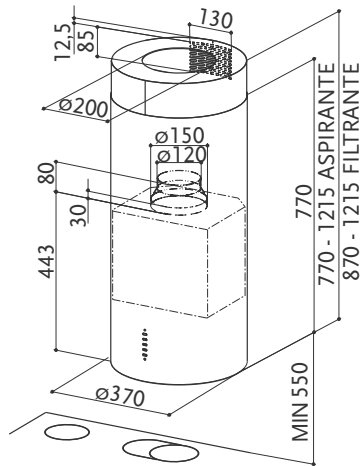


X/OM
Stainless steel/Old metal



FEATURES	PERFORMANCE	ACCESSORIES
Finish • White matt / Tibetan silver • Dark grey matt / Concrete • Stainless steel / Old metal	Speed 1 2 3 INT	Cod. 112.0157.243 F9 Charcoal filter
Controls Squarcle touch	Air capacity IEC point 280 420 580 680	Cod. 112.0615.733 Remote control
Lighting Micro LED lights	Pressure 430 500 530 545	Cod. 112.0185.276 FLL9 Charcoal filter Long Lasting
Grease filter Cassettes dishwasher safe	Input 190 230 255 270	
Ø of air outlet 150 / 120 mm	Noise level 56 62 68 71	
Width 370 mm		
Energy class A		

White gloss



To be installed at a minimum distance from the hob of 55 cm.

CYLINDRA ISOLA GLOSS PLUS

CYLINDRA ISOLA GLOSS PLUS EV8+ WH A37 cod. 335.0492.563
CYLINDRA ISOLA EVO PLUS BK MATT A37 cod. 335.0572.104



(optional)

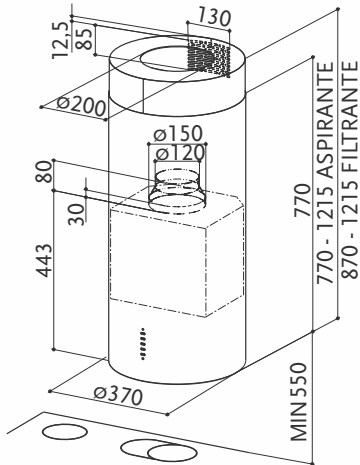
(optional)



Black matt



FEATURES	PERFORMANCE	ACCESSORIES
Finish • White gloss	Speed 1 2 3 INT	Cod. 112.0157.243 F9 Charcoal filter
Controls Electronic Led	Air capacity IEC point 280 420 580 680	Cod. 112.0615.733 Remote control
Lighting Micro LED Lights	Pressure 430 500 530 545	Cod. 112.0327.007 ENERGY Remote blower kit
Grease filter Cassettes dishwasher safe	Input 190 230 255 270	Cod. 112.0286.014 Upper chimney kit WH H990
Ø of air outlet 150 / 120 mm	Noise level 56 62 68 71	Cod. 112.0185.276 FLL9 Charcoal filter Long Lasting
Width 370 mm		
Energy class A		



To be installed at a minimum distance from the hob of 55 cm.

CYLINDRA ISOLA

CYLINDRA ISOLA EV8 X A37 ELN cod. 110.0332.308

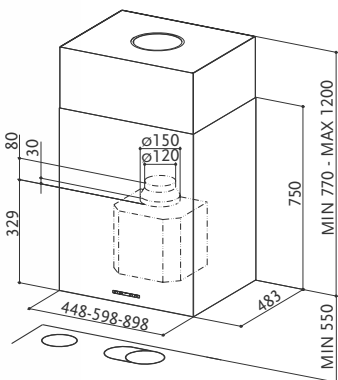


FEATURES	PERFORMANCE	ACCESSORIES
Finish • Stainless steel	Speed 1 2 3 INT	Cod. 112.0157.243 F9 Charcoal filter
Controls Electronic Led	Air capacity IEC point 300 460 590 650	Cod. 112.0615.733 Remote control
Lighting 2 LED lights	Pressure 350 450 480 490	Cod. 112.0327.007 ENERGY Remote blower kit
Grease filter Cassettes dishwasher safe	Input 145 180 230 250	Cod. 112.0157.267 Upper chimney kit X
Ø of air outlet 150 / 120 mm	Noise level 56 62 68 71	Cod. 112.0185.276 FLL9 Charcoal filter Long Lasting
Width 370 mm		
Energy class C		

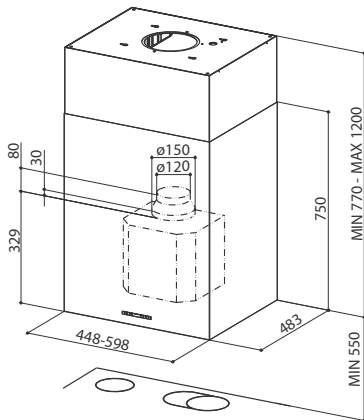
Stainless steel



Cubia Isola



Cubia Isola Gloss



To be installed at a minimum distance from the hob of 55 cm.

CUBIA ISOLA PLUS CUBIA ISOLA GLOSS PLUS


CUBIA ISOLA PLUS EV8 X A45 cod. 335.0502.096

CUBIA ISOLA PLUS EV8 X A60 cod. 335.0502.097

CUBIA ISOLA PLUS EV8 X A90 cod. 335.0502.098

CUBIA ISOLA GLOSS PLUS EV8 WH A45 cod. 335.0502.099

CUBIA ISOLA GLOSS PLUS EV8 WH A60 cod. 335.0502.100



FEATURES	PERFORMANCE	ACCESSORIES
Finish • Stainless steel • White gloss	Speed 1 2 3 INT	Cod. 112.0157.243 F9 Charcoal filter
Controls Electronic EVO + Display	Air capacity IEC point 300 470 610 670	Cod. 112.0615.733 Remote control
Lighting 4 LED lights	Pressure 340 430 490 500	Cod. 112.0327.007 ENERGY Remote blower kit
Grease filter Cassettes dishwasher safe	Input 145 180 230 250	Cod. 112.0185.276 FLL9 Charcoal filter Long Lasting
Ø of air outlet 150 / 120 mm	Noise level 53 60 67 70	
Width 450 / 600 mm		
Energy class C		

White gloss





Country grey matt - CG MATT

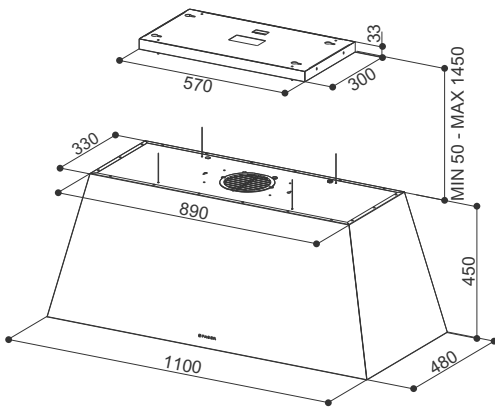


Cast iron - CI



* Ducted installation

**UNIQUE PERSONALITY
EXPRESSED IN PERFORMANCE.**
Some ideas cast new light on everything around them: even colours, flavours and everyday gestures. In a dull, uniform world they epitomise newness, inspire beauty and establish a new sense of proportion. Chloè XL Isola is one of these ideas. Designed to take style to a higher level, Chloè XL Isola adds the excitement of broader horizons and new dimensions to your kitchen.



CHLOÈ XL ISOLA

CHLOE' XL ISOLA CG MATT F110 cod. 321.0506.537
CHLOE' XL ISOLA CI F110 cod. 321.0506.538




FEATURES	PERFORMANCE			ACCESSORIES	
Finish • Country grey matt • Cast iron	Speed	1	2	3	Cod. 112.0516.426* Chimney kit island Cast iron
Controls Electromechanical Knob	Air capacity IEC point	280 420 570			Cod. 112.0516.427* Chimney kit island Country grey matt
Lighting 2 LED lights	Pressure	200 260 320			Cod. 112.0158.127 FHP8 Charcoal filter High Performance
Grease filter Cassettes dishwasher safe	Input	90 105 140			Cod. 112.0185.278 FLL8 Charcoal filter Long Lasting
Ø of air outlet 150 /120 mm	Noise level	51 60 67			 <

Dark grey matt / stainless steel frame



Dark grey matt / durmast wood frame



* Ducted installation

White matt / stainless steel frame

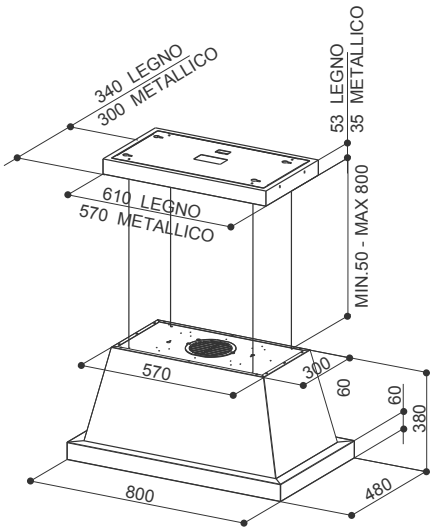


White matt / durmast wood frame



TIMELESS STYLE MEETS
INNOVATIVE TECHNOLOGY.



New Country Isola places the range at the centre of your world. At last you can play the lead in a great show, with the whole kitchen as your stage. With its modern beauty and classic style, Thea Isola brings the extraordinary into your daily life. Thanks to a deep love of nature, this hood is at home in all environments. Amazingly versatile, Thea Isola delivers superb performance in any kitchen.



THEA ISOLA

THEA ISOLA EV8 WH MATT F80 SC cod. 321.0517.781
THEA ISOLA EV8 DG MATT F80 SC cod. 321.0517.782



FEATURES	PERFORMANCE					ACCESSORIES	FRAME FINISH
Finish • White matt • Dark grey matt	Speed	1	2	3	INT	Cod. 112.0516.428* Chimney kit island White matt	Cod. 112.0516.431 Kit stainless steel frame Thea Isola 800mm
Controls Electronic	Air capacity IEC point	320 480 640 750				Cod. 112.0516.430* Chimney kit island Dark grey matt	
Lighting 2 LED lights	Pressure	340 460 490 500				Cod. 112.0158.127 FHP8 Charcoal filter High Performance	Cod. 112.0516.432 Kit durmast frame Thea Isola 800mm
Grease filter Cassettes dishwasher safe	Input	145 180 230 250				Cod. 112.0185.278 FLL8 Charcoal filter Long Lasting	
Ø of air outlet 150 /120 mm	Noise level	51	61	67	70		
Width 800 mm							
Energy class C							

*Needed for ducted
installation

Discreet, rational, silent.
Built-in hoods reduce the aesthetic impact
of the hood in the kitchen and integrate
perfectly with the cupboards.
An essential tool that's invisible to the eye.

BUILT-IN BUILT UNDER TELESCOPIC

WITH ANTICONDENSATION:

ILMA	266
ILMA TOUCH	262
HAVA	267
IN-NOVA ZERO DRIP	268

BUILT-IN:

IN-LIGHT	276
IN-NOVA AIR	271
IN-NOVA COMFORT	274
IN-NOVA PREMIUM	273
IN-NOVA SMART	275
IN-NOVA TOUCH	272
INCA LUX 2.0	279
INCA LUX GLASS	278
INCA LUX SMART	280
INKA PLUS HC	283
INKA PLUS HCS	282
INKA SMART C	286
INKA SMART HC	285
INKA SMART HCS (ICH)	284

TELESCOPIC:

FLEXA	293
FLEXA HIP	292
FLEXA GLASS	291
FLEXA GLASS LUX	290
MAXIMA EV8	288
MAXIMA ECO	289
MAXIMA TOUCH	287

BUILT UNDER:

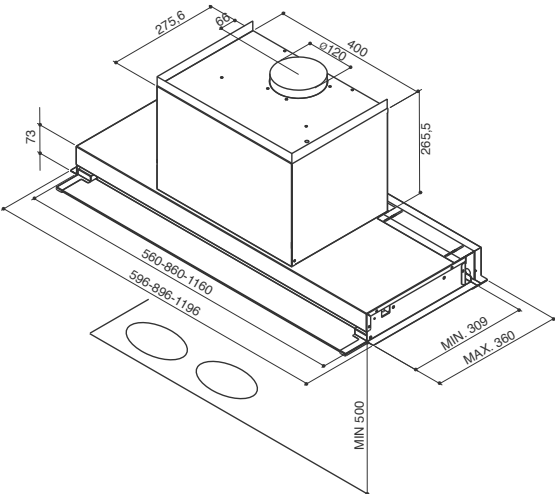
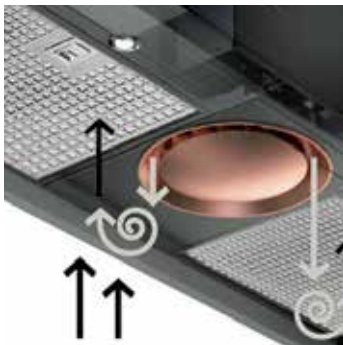
106/35 PLUS	298
741 BASE	297
741 PB	296
2740 BASE	295
2740 PB	294





DREAM

**EXCLUSIVE,
CONDENSATION-FREE COMFORT**
With Steam Off System, the exclusive Faber technology, in addition to the suction phase, the hood also emits air jets that create a vortical motion and acceleration and help to convey and capture the steam. This puts an end to condensation and its depositing under and around the hood. DOUBLE AIR ACTION TO COMPLETELY ELIMINATE CONDENSATION.



To be installed at a minimum distance from the hob of 50 cm.

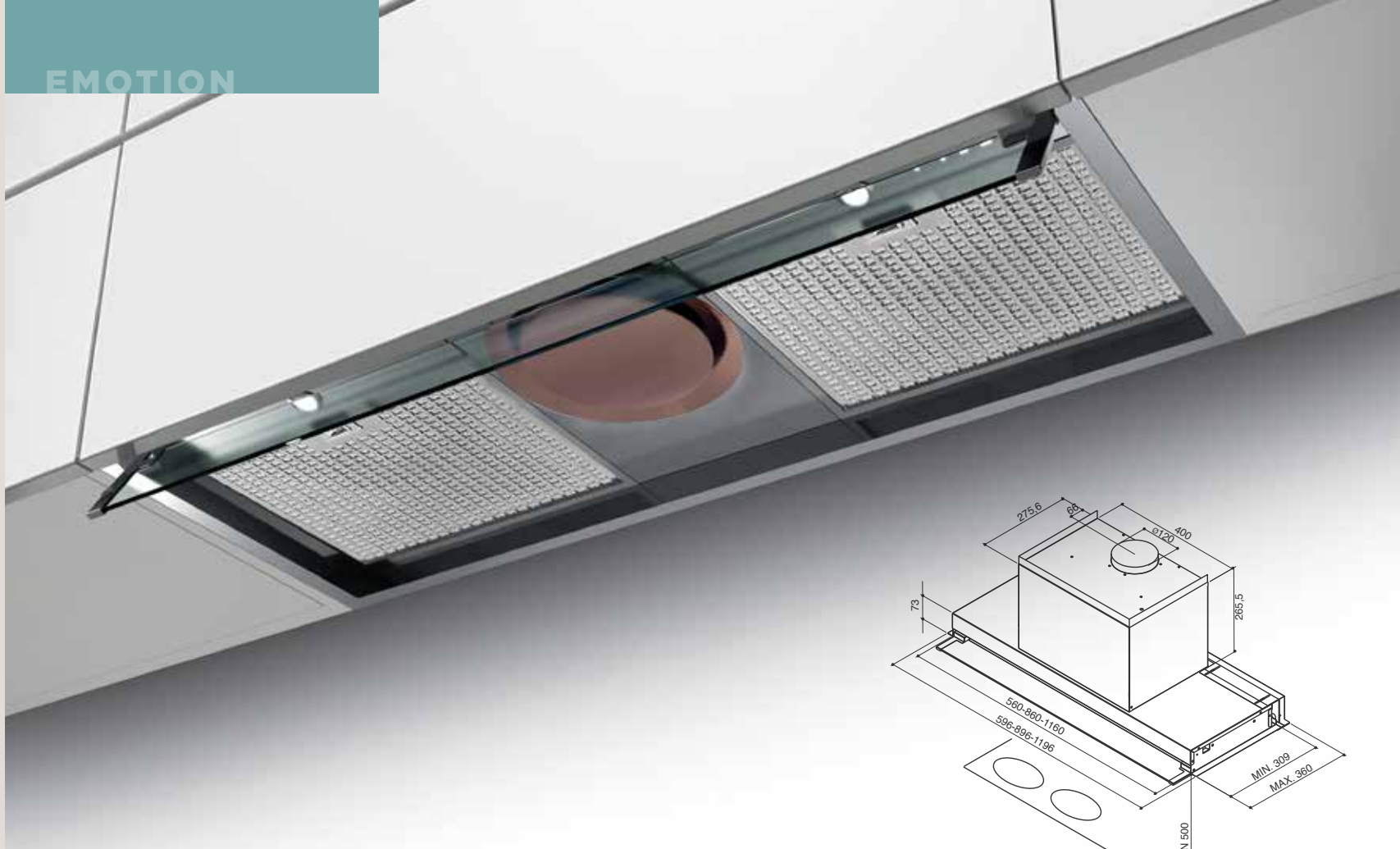
ILMA TOUCH

ILMA TOUCH X A60 cod. 305.0567.012
ILMA TOUCH X A90 cod. 305.0567.013
ILMA TOUCH X A120 cod. 305.0567.014







INNOVATIVE TOUCH CONTROLS
Faber's touch controls are located at the front of the hood for instant access. These innovative front-edge controls make hood superbly easy to operate.

FEATURES	PERFORMANCE					ACCESSORIES
Finish • Stainless steel / white glass	Speed	1	2	3	INT	Cod. 112.0506.172 F21 Charcoal filter
Controls Squarcle touch	Air capacity IEC point	195	270	378	455	
Lighting 2 LED lights	Pressure	240	250	260	270	
Grease filter Cassettes dishwasher safe	Input	100	115	200	220	
Ø of air outlet 120 mm	Noise level	42	52	54	60	
Width 600 / 900 / 1200 mm						
Energy class A						



ILMA

ILMA X A60 cod. 305.0482.953
ILMA X A90 cod. 110.0456.294
ILMA X A120 cod. 305.0482.954







(optional)



To be installed at a minimum distance from the hob of 50 cm.

HAVA

HAVA X 78 cod. 325.0570.133



(optional)



To be installed at a minimum distance from the hob of 50 cm.



FEATURES	PERFORMANCE	ACCESSORIES
Finish • Stainless steel	Speed 1 2 3 INT	Cod. 112.0506.172
Controls Squarcle touch	Air capacity IEC point 195 270 378 455	F21 Charcoal filter
Lighting LED lights	Pressure 240 250 260 270	Cod. 112.0615.733
Grease filter Stainless steel cassettes dishwasher safe	Input 100 115 200 220	Remote control
Ø of air outlet 120 mm	Noise level 42 52 54 60	
Width 600 / 900 / 1200 mm		
Energy class A		

FEATURES	PERFORMANCE	ACCESSORIES
Finish • Stainless steel	Speed 1 2 3 INT	Cod. 112.0576.982
Controls Squarcle touch	Air capacity IEC point 336 453 613 738	Filter kit
Lighting 2 LED lights	Pressure 428 473 506 526	Cod. 112.0576.981
Grease filter Cassettes dishwasher safe	Input 172 212 247 251	F25 Filter kit
Ø of air outlet 150 / 120	Noise level 47 55 57 66	Cod. 112.0615.733
Width 780 mm		Remote control
Energy class A		





IN-NOVA ZERO DRIP

IN-NOVA ZERO DRIP A60 cod. 305.0626.490
IN-NOVA ZERO DRIP A90 cod. 305.0626.489
IN-NOVA ZERO DRIP A120 cod. 305.0626.531



(optional)

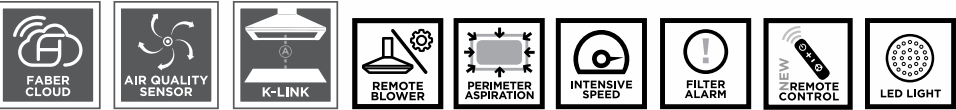


FEATURES	PERFORMANCE	ACCESSORIES
Finish • Stainless steel / White Glass visor	Speed 1 2 3 INT	Cod. 112.0627.248
Controls Squarcle touch	Air capacity IEC point 310 430 580 690	F26 Charcoal filter
Lighting 2 LED lights	Pressure 420 480 520 540	Cod. 112.0615.733
Grease filter Cassettes dishwasher safe	Input 195 235 260 270	Remote control
Ø of air outlet 150 / 120 mm	Noise level 52 61 67 69	
Width 600 / 900 / 1200 mm		
Energy class A		



IN-NOVA AIR

IN-NOVA AIR X KL A90 cod. 305.0615.688
IN-NOVA AIR X KL A120 cod. 305.0615.701

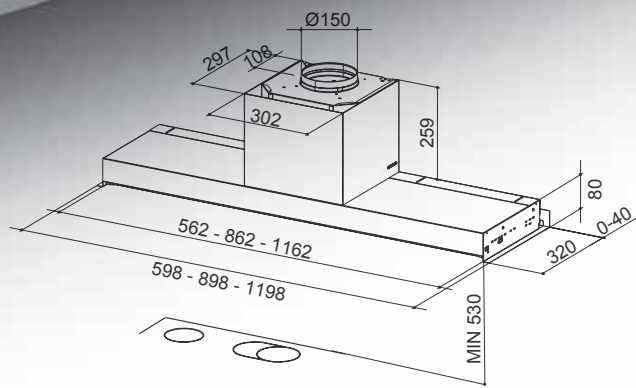


(optional)

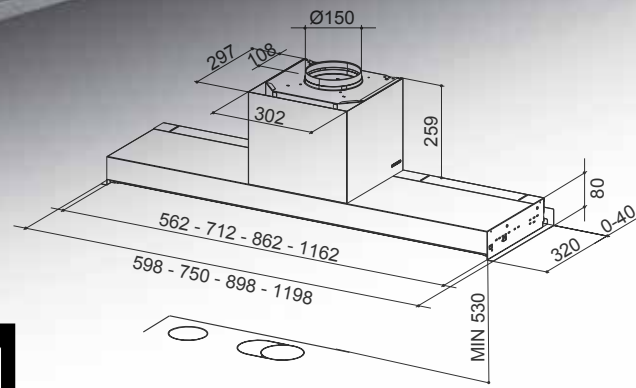


FEATURES	PERFORMANCE	ACCESSORIES
Finish • Stainless steel / Black Glass visor	Speed 1 2 3 INT	Cod. 112.0157.243
Controls Squarcle touch	Air capacity IEC point 280 420 570 670	F9 Charcoal filter
Lighting 2 LED lights	Pressure 420 465 510 520	Cod. 112.0615.733
Grease filter Cassettes dishwasher safe	Input 175 220 255 270	Remote control
Ø of air outlet 150 / 120 mm	Noise level 53 62 68 70	Cod. 112.0327.007
Width 900 / 1200 mm		ENERGY Remote blower kit
Energy class A		Cod. 112.0185.276
		FLL9 Charcoal filter Long Lasting





To be installed at a minimum distance from the hob of 53 cm.



To be installed at a minimum distance from the hob of 53 cm.

IN-NOVA TOUCH

IN-NOVA TOUCH X/BK A60 cod. 305.0611.152
IN-NOVA TOUCH X/BK A90 cod. 305.0611.153
IN-NOVA TOUCH X/BK A120 cod. 305.0611.154

IN-NOVA TOUCH X/WH A60 cod. 305.0611.157
IN-NOVA TOUCH X/WH A90 cod. 305.0611.156
IN-NOVA TOUCH X/WH A120 cod. 305.0611.155


(optional)








(optional)





FEATURES	PERFORMANCE	ACCESSORIES	
Finish • Stainless steel / Black Glass visor • Stainless steel / White Glass visor	Speed <div>123INT</div>	Cod. 112.0157.243 F9 Charcoal filter	Cod. 112.0624.485 Kit filters stainless steel In-Nova 60
Controls Squarcle touch	Air capacity IEC point <div>280420570670</div>	Cod. 112.0615.733 Remote control	Cod. 122.0624.486 Kit filters stainless steel In-Nova 90
Lighting 2 LED lights	Pressure <div>420465510520</div>	Cod. 112.0327.007 ENERGY Remote blower kit	Cod. 112.0624.487 Kit filters stainless steel In-Nova 120
Grease filter Cassettes dishwasher safe	Input <div>175220255270</div>	Cod. 112.0185.276 FLL9 Charcoal filter Long Lasting	
Ø of air outlet 150 / 120 mm	Noise level <div>53626870</div>		
Width 600 / 900 / 1200 mm			
Energy class A			



Faber's touch controls are located at the front of the hood for instant access.


IN-NOVA PREMIUM


IN-NOVA PREMIUM WH M A60 cod. 305.0625.312
IN-NOVA PREMIUM WH M A90 cod. 305.0625.311
IN-NOVA PREMIUM WH M A120 cod. 305.0625.240
IN-NOVA PREMIUM BK M A60 cod. 305.0625.239
IN-NOVA PREMIUM BK M A90 cod. 305.0625.238
IN-NOVA PREMIUM BK M A120 cod. 305.0625.237


IN-NOVA PREMIUM EV8+ X A60 cod. 110.0439.940
IN-NOVA PREMIUM EV8+ X A75 cod. 305.0569.170
IN-NOVA PREMIUM EV8+ X A90 cod. 110.0439.951
IN-NOVA PREMIUM EV8+ X A120 cod. 110.0439.952


IN-NOVA PREMIUM X KL A60 cod. 305.0621.943 *
IN-NOVA PREMIUM X KL A90 cod. 305.0621.942 *
IN-NOVA PREMIUM X KL A120 cod. 305.0621.941 *






SELF - START



REMOTE BLOWER


PERIMETER ASPIRATION


INTENSIVE SPEED


FILTER ALARM



NEW REMOTE CONTROL

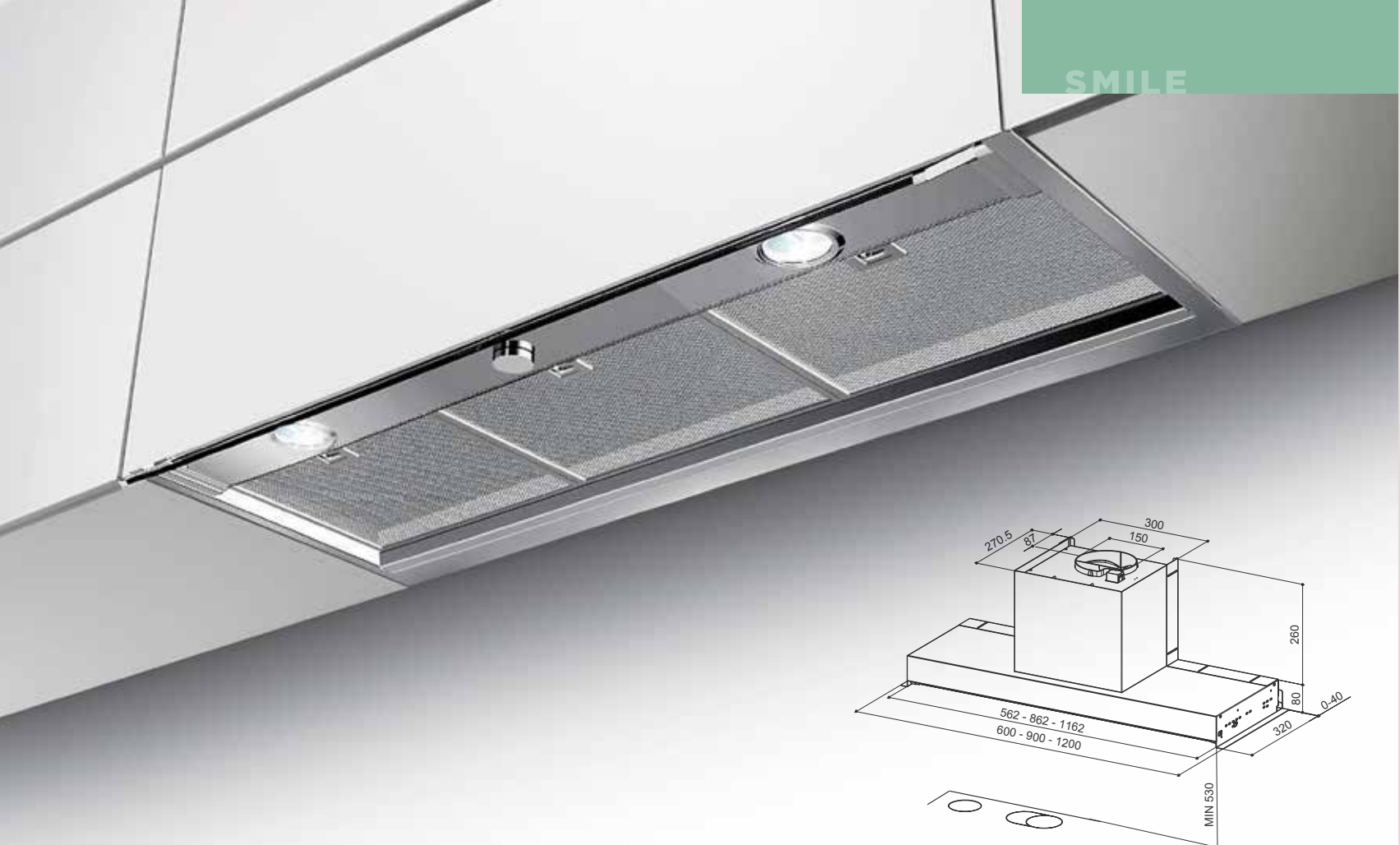

LED LIGHT

(optional)




FEATURES	PERFORMANCE	ACCESSORIES	
Finish • Stainless steel / Glass visor • White matt / Glass visor • Black matt / Glass visor	Speed <div>123INT</div>	Cod. 112.0157.243 F9 Charcoal filter	Cod. 112.0624.485 Kit filters stainless steel In-Nova 60
Controls Electronic SENSOR	Air capacity IEC point <div>280420570670</div>	Cod. 112.0615.733 Remote control	Cod. 122.0624.486 Kit filters stainless steel In-Nova 90
Lighting 2 LED lights	Pressure <div>420465510520</div>	Cod. 112.0327.007 ENERGY Remote blower kit	Cod. 112.0624.487 Kit filters stainless steel In-Nova 120
Grease filter Cassettes dishwasher safe	Input <div>175220255270</div>	Cod. 112.0185.276 FLL9 Charcoal filter Long Lasting	
Ø of air outlet 150 / 120 mm	Noise level <div>53626870</div>		
Width 600 / 750 / 900 / 1200 mm			
Energy class A			





IN-NOVA COMFORT

IN-NOVA COMFORT EG6 X A60 cod. 110.0439.937
IN-NOVA COMFORT EG6 X A90 cod. 110.0439.938
IN-NOVA COMFORT EG6 X A120 cod. 110.0439.939



FEATURES	PERFORMANCE				ACCESSORIES
Finish	Speed	1	2	3	Cod. 112.0441.093
• Stainless steel	Air capacity IEC point	270	410	540	F4-14B Charcoal filter
Controls	Pressure	190	260	300	Cod. 112.0327.007
Pull out Knob	Input	90	105	140	ENERGY Remote blower kit
Lighting	Noise level	56	64	69	
2 LED lights					
Grease filter					
Stainless steel cassettes dishwasher safe					
Ø of air outlet					
150 / 120 mm					
Width					
600 / 900 / 1200 mm					
Energy class					
C					

To be installed at a minimum distance from the hob of 53 cm.

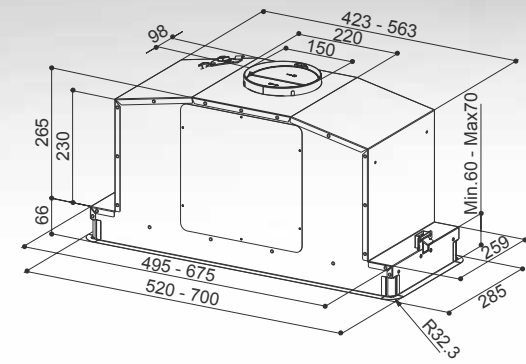
IN-NOVA SMART

IN-NOVA SMART X A120 cod. 305.0554.567
IN-NOVA SMART X A60 cod. 305.0557.680
IN-NOVA SMART X A90 cod. 305.0557.691



FEATURES	PERFORMANCE				ACCESSORIES
Finish	Speed	1	2	3	Cod. 112.0067.944
• Stainless steel	Air capacity IEC point	200260 360			F3 Charcoal filter
Controls	Pressure	220	270	290	Cod. 112.0544.470
Pull out Knob	Input	90	115	145	FLL3 Charcoal filter Long Lasting
Lighting	Noise level	57	62	68	
2 LED lights					
Grease filter					
Stainless steel cassettes dishwasher safe					
Ø of air outlet					
150 / 120 mm					
Width					
600 / 900 / 1200 mm					
Energy class					
D					





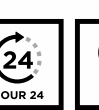




To be installed at a minimum distance from the hob of 53 cm.



To be installed at a minimum distance from the hob of 50 cm.

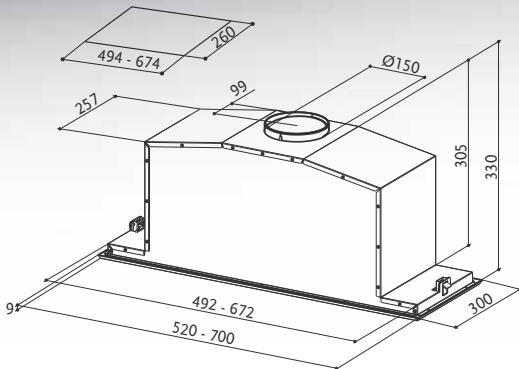
IN-LIGHT

IN-LIGHT EV8+ X KL A52 cod. 110.0456.213
IN-LIGHT EV8+ X KL A70 cod. 110.0456.215
IN-LIGHT EV8+ WH MATT KL A52 cod. 110.0456.216
IN-LIGHT EV8+ WH MATT KL A70 cod. 110.0456.218
IN-LIGHT BK MATT KL A52 cod. 305.0628.270
IN-LIGHT BK MATT KL A70 cod. 305.0628.321



FEATURES	PERFORMANCE	ACCESSORIES
Finish • Stainless steel • White matt • Black matt	Speed 1 2 3 INT	Cod. 112.0157.240
Controls Electronic Led	Air capacity IEC point 260 380 525 635	F8 Charcoal filter
Lighting Perimeter LED light	Pressure 390 500 510 530	Cod. 112.0158.127
Grease filter Cassettes dishwasher safe	Input 170 215 245 275	FHP8 Charcoal filter High Performance
Ø of air outlet 150 / 120 mm	Noise level 56 65 70 72	Cod. 112.0185.278
Width 520 / 700 mm		FLL8 Charcoal filter Long Lasting
Energy class A		



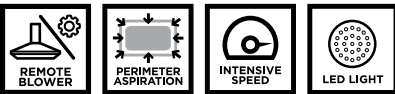


To be installed at a minimum distance from the hob of 65 cm.

INCA LUX GLASS

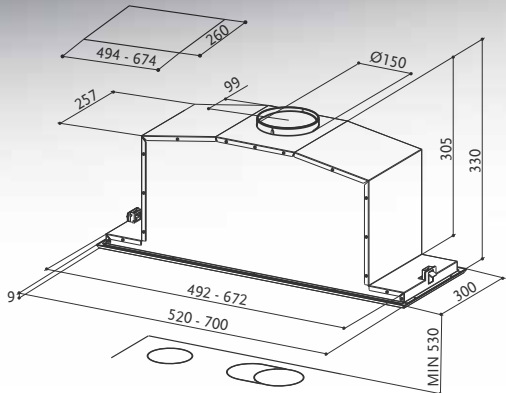
INCA LUX EV8 X/WH A52 cod. 110.0356.481
INCA LUX EV8 X/BK A52 cod. 110.0356.519
INCA LUX EV8 X/WH A70 cod. 110.0356.541
INCA LUX EV8 X/BK A70 cod. 110.0356.558

INCA LUX EV8 X/BK KL A52 cod. 305.0621.947 *
INCA LUX EV8 X/BK KL A70 cod. 305.0621.948 *



(optional)

	520 mm					700 mm					
FEATURES	PERFORMANCE					PERFORMANCE					ACCESSORIES
Finish	Speed	1	2	3	INT	Speed	1	2	3	INT	Cod. 112.0157.240
• Stainless steel / White glass • Stainless steel / Black glass	Air capacity IEC point	300	460	590	660	Air capacity IEC point	315	480	630	710	F8 Charcoal filter
Controls	Pressure	350	440	480	510	Pressure	340	450	480	510	Cod. 112.0327.007
Electronic	Input	145	180	230	250	Input	145	180	230	250	ENERGY Remote blower kit
Lighting	Noise level	54	65	69	71	Noise level	52	62	68	70	Cod. 112.0158.127
2 LED lights											FHP8 Charcoal filter High Performance
Grease filter											Cod. 112.0185.278
Cassettes dishwasher safe											FLL8 Charcoal filter Long Lasting
Ø of air outlet											
150 / 120 mm											
Width											
520 / 700 mm											
Energy class											
B (700 mm) C (520 mm)											



To be installed at a minimum distance from the hob of 53 cm.

INCA LUX 2.0

INCA LUX 2.0 EV8 X A52 cod. 110.0327.652
INCA LUX 2.0 EV8 X A70 cod. 110.0327.653

INCA LUX 2.0 EV8 X KL A52 cod. 305.0621.944*
INCA LUX 2.0 EV8 X KL A70 cod. 305.0621.945 *



(optional)

(optional)

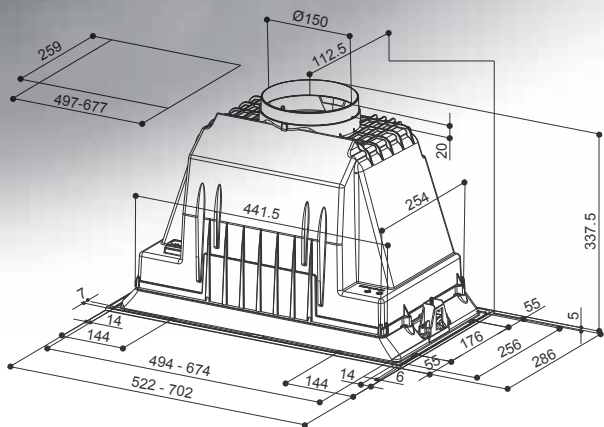
	520 mm					700 mm					
FEATURES	PERFORMANCE					PERFORMANCE					ACCESSORIES
Finish	Speed	1	2	3	INT	Speed	1	2	3	INT	Cod. 112.0157.240
• Stainless steel	Air capacity IEC point	300	460	590	660	Air capacity IEC point	315	480	630	710	F8 Charcoal filter
Controls	Pressure	350	440	480	510	Pressure	340	450	480	510	Cod. 112.0615.733
Electronic Led	Input	145	180	230	250	Input	145	180	230	250	Remote control
Lighting	Noise level	54	65	69	71	Noise level	52	62	68	70	Cod. 112.0327.007
2 LED lights											ENERGY Remote blower kit
Grease filter											Cod. 112.0158.127
Cassettes dishwasher safe											FHP8 Charcoal filter High Performance
Ø of air outlet											Cod. 112.0185.278
150 / 120 mm											FLL8 Charcoal filter Long Lasting
Width											
520 / 700 mm											
Energy class											
B (700 mm) C (520 mm)											



BUILT-IN
BUILT UNDER
TELESCOPIC



EMOTION



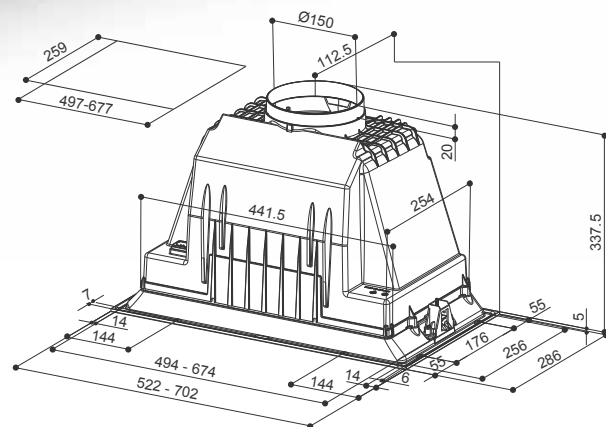
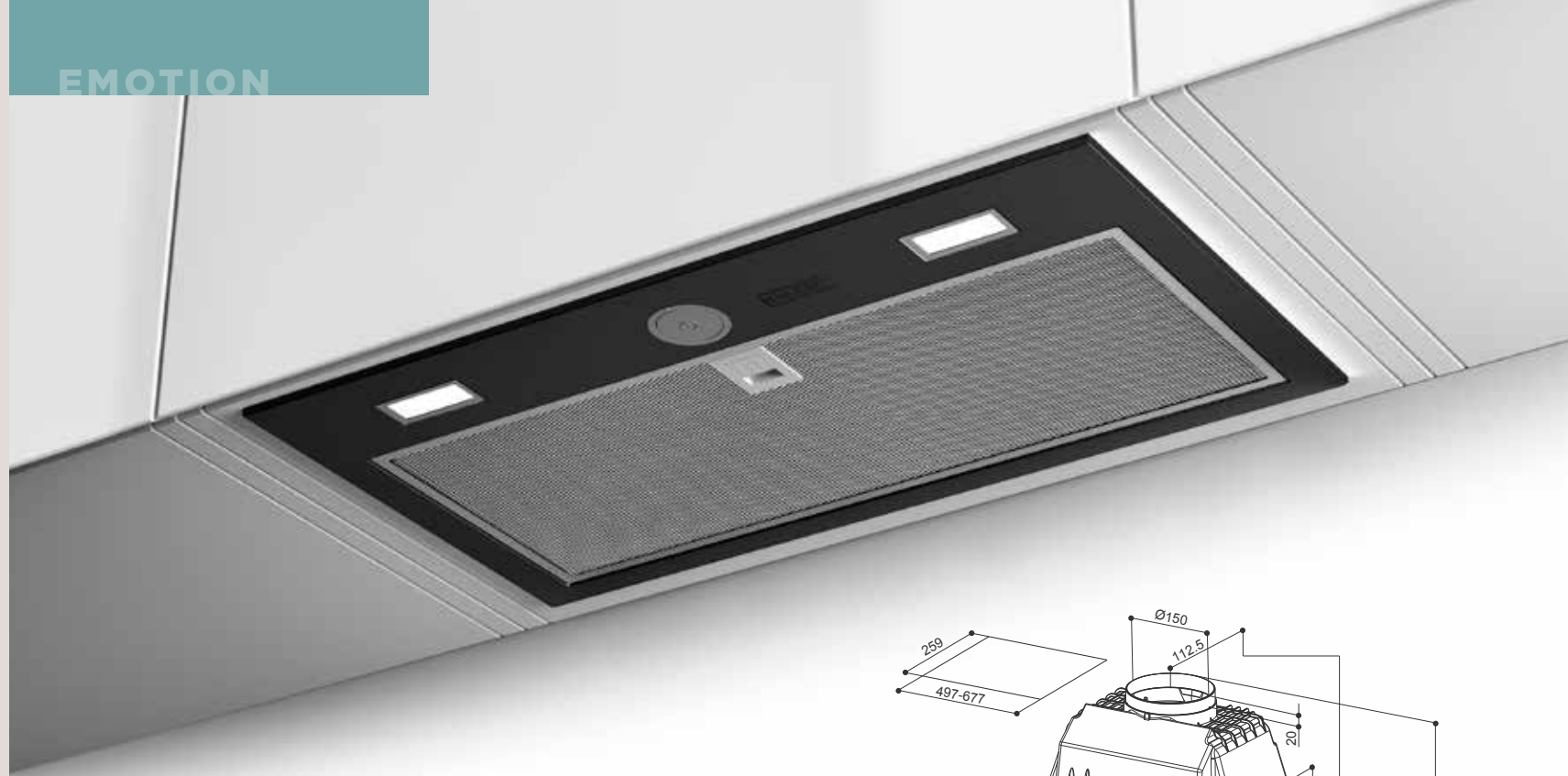
INCA LUX SMART

INCA LUX SMART EV8 X A52 cod. 305.0604.603
INCA LUX SMART EV8 X A70 cod. 305.0604.604



FEATURES	PERFORMANCE					ACCESSORIES
Finish • Stainless steel	Speed	1	2	3	BOOST	Cod. 112.0157.240 F8 Charcoal filter
Controls Electromechanical	Air capacity IEC point	320	490	640	730	Cod. 112.0158.127 FHP8 Charcoal filter High Performance
Lighting 2 LED lights	Pressure	320	460	500	510	Cod. 112.0185.278 FLL8 Charcoal filter Long Lasting
Grease filter Cassettes dishwasher safe	Input	145	180	230	250	
Ø of air outlet 150 / 120 mm	Noise level	52	60	66	70	
Width 520 / 700 mm						
Energy class B						

BUILT-IN
BUILT UNDER
TELESCOPIC



To be installed at a minimum distance from the hob of 65 cm.

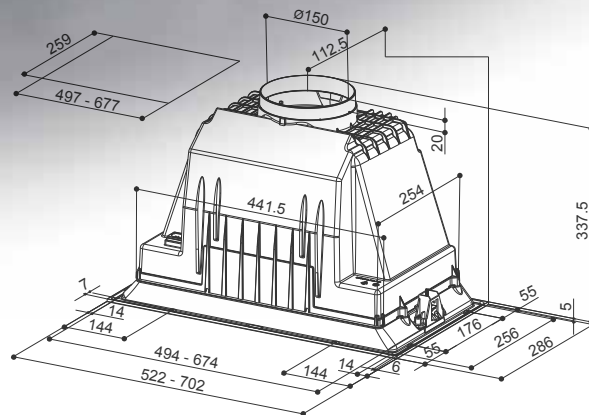
INKA PLUS HCS

INKA PLUS HCS X A52 cod. 305.0602.049
INKA PLUS HCS X A70 cod. 305.0602.050

INKA PLUS HCS BK A52 cod. 305.0628.322
INKA PLUS HCS BK A70 cod. 305.0628.323



FEATURES	PERFORMANCE			ACCESSORIES	
Finish	Speed	1	2	3	Cod. 112.0157.240
• Stainless steel • Black	Air capacity IEC point	260	400	580	F8 Charcoal filter
Controls	Pressure	220	280	320	Cod. 112.0158.127
Electromechanical	Input	95	110	125	FHP8 Charcoal filter High Performance
Lighting	Noise level	56	61	70	Cod. 112.0185.278
2 LED lights					FLL8 Charcoal filter Long Lasting
Grease filter					
Cassettes dishwasher safe					
Ø of air outlet					
150 / 120 mm					
Width					
520 / 700 mm					
Energy class					
B					



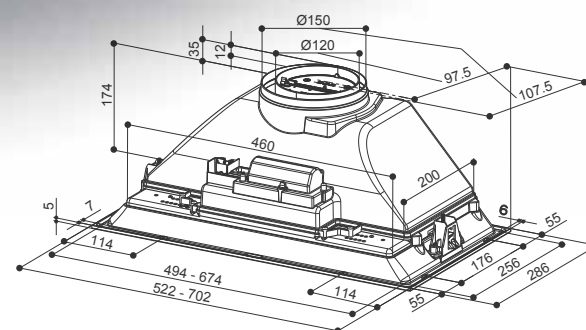
To be installed at a minimum distance from the hob of 65 cm.

INKA PLUS HC

INKA PLUS HC X A52 cod. 305.0602.047
INKA PLUS HC X A70 cod. 305.0602.048



FEATURES	PERFORMANCE			ACCESSORIES	
Finish	Speed	1	2	3	Cod. 112.0157.240
• Stainless steel	Air capacity IEC point	260	400	580	F8 Charcoal filter
Controls	Pressure	220	280	320	Cod. 112.0158.127
Electromechanical	Input	95	110	125	FHP8 Charcoal filter High Performance
Lighting	Noise level	56	61	70	Cod. 112.0185.278
2 LED lights					FLL8 Charcoal filter Long Lasting
Grease filter					
Cassettes dishwasher safe					
Ø of air outlet					
150 / 120 mm					
Width					
520 / 700 mm					
Energy class					
B					



To be installed at a minimum distance from the hob of 65 cm.

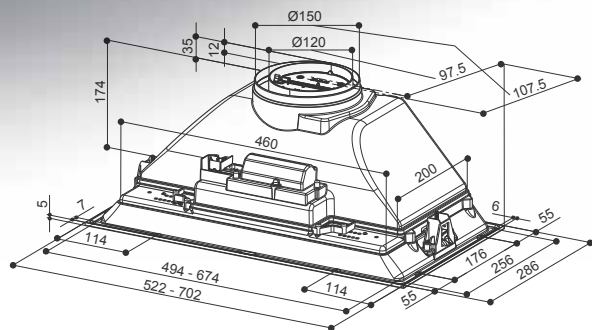
INKA SMART HC

INKA SMART HC X A52 cod. 305.0599.307
INKA SMART HC X A70 cod. 305.0599.308



FEATURES	PERFORMANCE				ACCESSORIES
Finish	Speed	1	2	3	Cod. 112.0556.527
• Stainless steel	Air capacity IEC point	180	270	390	F23 Charcoal filter
Controls	Pressure	220	240	260	Cod. 112.0556.528
Electromechanical	Input	80	90	110	FLL23 Charcoal filter Long Lasting
Lighting	Noise level	54	62	70	
2 LED lights					
Grease filter					
Cassettes dishwasher safe					
Ø of air outlet					
150 / 120 mm					
Width					
520 / 700 mm					
Energy class					
B					





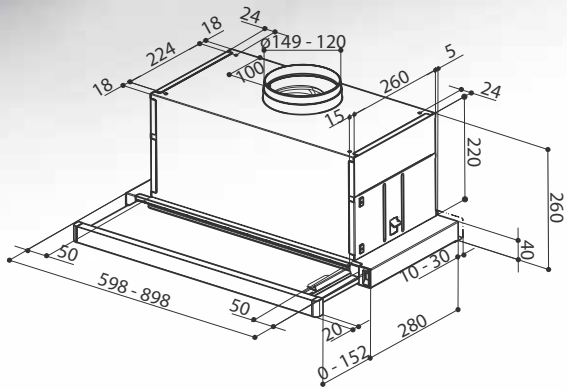
To be installed at a minimum distance from the hob of 65 cm.

INKA SMART C

INKA SMART C LG A52 cod. 305.0599.305
INKA SMART C LG A70 cod. 305.0599.306



FEATURES	PERFORMANCE	ACCESSORIES
Finish • Light grey	Speed 1 2 3	Cod. 112.0556.527
Controls Electromechanical	Air capacity IEC point 160 220 335	F23 Charcoal filter
Lighting 2 LED lights	Pressure 230 260 280	Cod. 112.0556.528
Grease filter Cassettes dishwasher safe	Input 80 95 115	FLL23 Charcoal filter Long Lasting
Ø of air outlet 150 / 120 mm	Noise level 54 59 66	
Width 520 / 700 mm		
Energy class C		



To be installed at a minimum distance from the hob of 65 cm.

MAXIMA TOUCH

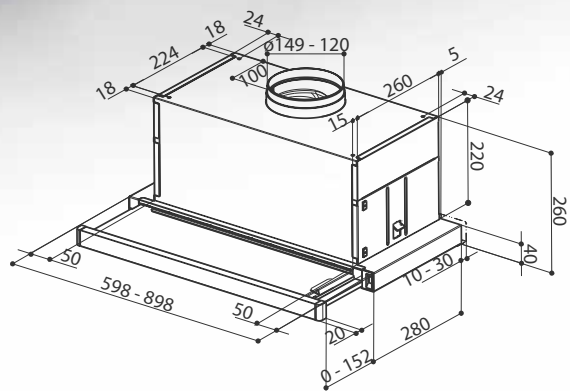
MAXIMA NG TOUCH EV8 LED X A60 cod. 315.0635.146
MAXIMA NG TOUCH EV8 LED X A90 cod. 315.0635.147



(optional)

FEATURES	PERFORMANCE	ACCESSORIES
Finish • Metal aluminium / Stainless steel handle	Speed 1 2 3 INT	Cod. 112.0157.240
Controls Touch control	Air capacity IEC point 310 490 640 730	F8 Charcoal filter
Lighting 2 LED lights	Pressure 340 450 490 520	Cod. 112.0327.007
Grease filter Cassettes dishwasher safe	Input 145 180 230 250	ENERGY Remote blower kit
Ø of air outlet 150 / 120 mm	Noise level 51 61 67 70	Cod. 112.0158.127
Width 600 / 900 mm		FHP8 Charcoal filter High Performance
Energy class B		Cod. 112.0185.278
		FLL8 Charcoal filter Long Lasting






To be installed at a minimum distance from the hob of 65 cm.

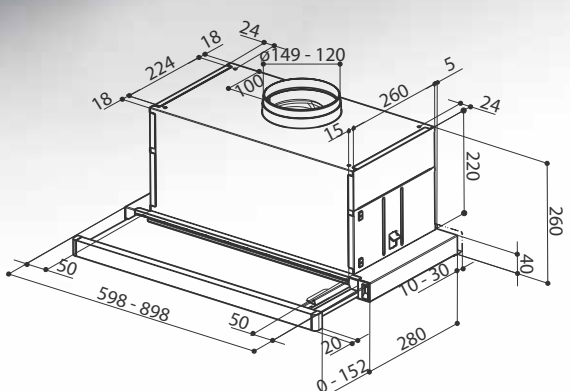
MAXIMA EV8

MAXIMA NG EV8 LED AM/X A60 cod. 315.0635.144
MAXIMA NG EV8 LED AM/X A90 cod. 315.0635.145



(optional)


FEATURES	PERFORMANCE	ACCESSORIES
Finish	Speed 1 2 3	Cod. 112.0157.240
• Metal aluminium / Stainless steel handle	Air capacity IEC point 310 490 640	F8 Charcoal filter
Controls	Pressure 340 450 490	Cod. 112.0327.007
Push buttons	Input 145 180 250	ENERGY Remote blower kit
Lighting	Noise level 51 61 67	Cod. 112.0158.127
2 LED lights		FHP8 Charcoal filter High Performance
Grease filter		Cod. 112.0185.278
Cassettes dishwasher safe		FLL8 Charcoal filter Long Lasting
Ø of air outlet		
150 / 120 mm		
Width		
600 / 900 mm		
Energy class		
B		



To be installed at a minimum distance from the hob of 65 cm.

MAXIMA ECO

MAXIMA NG ECO EV8 AM/X A60 cod. 315.0635.140
MAXIMA NG ECO EV8 AM/X A90 cod. 315.0635.143
MAXIMA NG ECO EV8 WH A60 cod. 315.0635.142
MAXIMA NG ECO EV8 WH A90 cod. 315.0635.141



(optional)

FEATURES	PERFORMANCE	ACCESSORIES
Finish	Speed 1 2 3	Cod. 112.0157.240
• Metal aluminium / Stainless steel handle • White	Air capacity IEC point 310 490 640	F8 Charcoal filter
Controls	Pressure 340 450 490	Cod. 112.0327.007
Electromechanical Slider	Input 145 180 250	ENERGY Remote blower kit
Lighting	Noise level 51 61 67	Cod. 112.0158.127
2 LED lights		FHP8 Charcoal filter High Performance
Grease filter		Cod. 112.0185.278
Cassettes dishwasher safe		FLL8 Charcoal filter Long Lasting
Ø of air outlet		
150 / 120 mm		
Width		
600 / 900 mm		
Energy class		
B		



FLEXA GLASS LUX

FLEXA NG GLASS LUX BK A60 cod. 315.0635.137
FLEXA NG GLASS LUX WH A60 cod. 315.0635.138



FEATURES	PERFORMANCE	ACCESSORIES
Finish • White / White glass handle • Black / Black glass handle	Speed 1 2 3	Cod. 112.0067.944
	Air capacity IEC point 220 320 420	F3 Charcoal filter
	Pressure 180 200 220	Cod. 112.0544.470
	Input 90 105 140	FLL3 Charcoal filter Long Lasting
Controls Push buttons	Noise level 57 66 69	
Lighting 2 LED lights		
Grease filter Cassettes dishwasher safe		
Ø of air outlet 150 / 120 mm		
Width 600 mm		
Energy class D		



FLEXA GLASS

FLEXA NG GLASS BK A60 cod. 315.0635.106
FLEXA NG GLASS W A60 cod. 315.0635.107



FEATURES	PERFORMANCE	ACCESSORIES
Finish • White / White glass handle • Black / Black glass handle	Speed 1 2 3	Cod. 112.0067.944
	Air capacity IEC point 180 220 310	F3 Charcoal filter
	Pressure 230 250 260	Cod. 112.0544.470
	Input 85 100 125	FLL3 Charcoal filter Long Lasting
Controls Electromechanical slider	Noise level 57 62 67	
Lighting 2 LED lights		
Grease filter Cassettes dishwasher safe		
Ø of air outlet 150 / 120 mm		
Width 600 mm		
Energy class D		

SMILE



To be installed at a minimum distance from the hob of 65 cm.

FLEXA HIP

- FLEXA NG HIP AM/X A50** cod. 315.0635.110
- FLEXA NG HIP AM/X A60** cod. 315.0635.133
- FLEXA NG HIP AM/X A90** cod. 315.0635.134
- FLEXA NG HIP AM/X FIX A50** cod. 315.0635.136
- FLEXA NG HIP AM/X FIX A60** cod. 315.0635.135
- FLEXA NG HIP W A50** cod. 315.0635.108
- FLEXA NG HIP W A60** cod. 315.0635.132
- FLEXA NG HIP BK A50** cod. 315.0635.131
- FLEXA NG HIP BK A60** cod. 315.0635.109



FEATURES	PERFORMANCE				ACCESSORIES
Finish	Speed	1	2	3	Cod. 112.0067.944
• Metal aluminium / Stainless steel handle	Air capacity IEC point	220	320	420	F3 Charcoal filter
• White					Cod. 112.0544.470
• Black	Pressure	180	200	220	FLL3 Charcoal filter
Controls	Input	90	105	140	Long Lasting
Push buttons	Noise level	57	66	69	
Lighting					
2 LED lights					
Grease filter					
Cassettes dishwasher safe					
Ø of air outlet					
150 / 120 mm					
Width					
600 mm					
Energy class					
D					

SMILE



To be installed at a minimum distance from the hob of 65 cm.

FLEXA

- FLEXA NG AM/X A50** cod. 315.0635.105
- FLEXA NG AM/X A60** cod. 315.0635.104
- FLEXA NG W/X A50** cod. 315.0635.103
- FLEXA NG W/X A60** cod. 315.0635.102

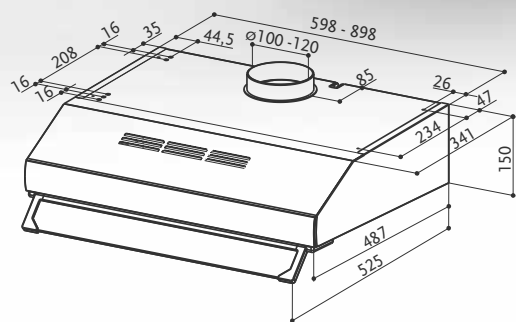


FEATURES	PERFORMANCE			ACCESSORIES	
Finish	Speed	1	2	3	Cod. 112.0067.944
• Metal aluminium / Stainless steel handle • White / Stainless steel handle	Air capacity IEC point	220	300	350	F3 Charcoal filter
Controls	Pressure	260	280	290	Cod. 112.0544.470
Electromechanical Slider	Input	100	125	138	FLL3 Charcoal filter Long Lasting
Lighting	Noise level	59	65	69	
2 LED lights					
Grease filter					
Cassettes dishwasher safe					
Ø of air outlet					
150 / 120 mm					
Width					
600 mm					
Energy class					
D					

BUILT-IN
BUILT UNDER
TELESCOPIC

BUILT-IN
BUILT UNDER
TELESCOPIC

SMILE



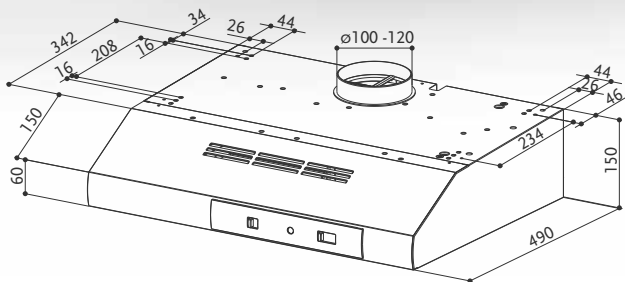
2740 PB

2740 PB SRM X A60 cod. 300.0557.569
2740 PB SRM WH A60 cod. 300.0557.570



FEATURES	PERFORMANCE				ACCESSORIES
Finish	Speed	1	2	3	Cod. 112.0157.238 F1 Charcoal filter
• Stainless steel • White	Air capacity IEC point	205 275 380			
Controls	Pressure	130 240 330			
Push Buttons	Input	155 175 230			
Lighting	Noise level	55	63	70	
2 LED lights					
Grease filter					
Cassette dishwasher safe					
Ø of air outlet					
100 / 120 mm					
Width					
600 mm					
Energy class					
D					
Blowers					
2					

SMILE



2740 BASE

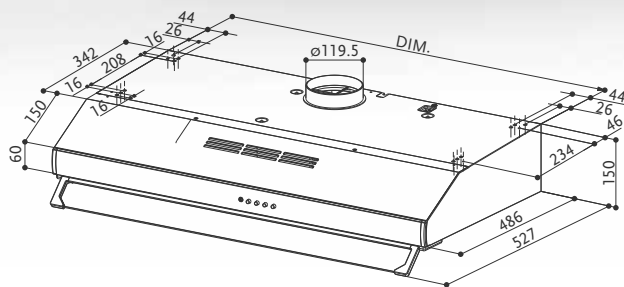
2740 BASE X A60 cod. 300.0557.534
2740 BASE X A90 cod. 300.0557.546
2740 BASE WH A60 cod. 300.0557.535
2740 BASE WH A70 cod. 300.0557.547
2740 BASE WH A75 cod. 300.0557.549
2740 BASE BR A60 cod. 300.0557.544
2740 BASE BR A70 cod. 300.0557.548
2740 BASE SRM BK A60 (F.M.) cod. 300.0557.536
2740 BASE BR A75 cod. 300.0557.550



FEATURES	PERFORMANCE			ACCESSORIES	
Finish	Speed	1	2	3	Cod. 112.0157.238 F1 Charcoal filter
• Stainless steel • Brown • White	Air capacity IEC point	205 275 380			
Controls	Pressure	130 240 330			
Electromechanical	Input	155 175 230			
Lighting	Noise level	55	63	70	
2 LED lights					
Grease filter					
Synthetic					
Ø of air outlet					
100 / 120 mm					
Width					
600 / 700 mm					
Energy class					
D					
Blowers					
2					

BUILT-IN
BUILT UNDER
TELESCOPIC

BUILT-IN
BUILT UNDER
TELESCOPIC



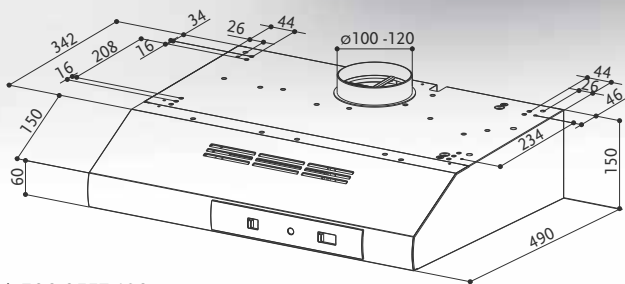
741 PB

741 PB W A50 cod. 300.0557.512
741 PB W A60 cod. 300.0557.513

741 PB X A50 cod. 300.0557.514
741 PB X A60 cod. 300.0557.515



FEATURES	PERFORMANCE	ACCESSORIES
Finish • White • Black	Speed 1 2 3 Air capacity IEC point 135 200 295 Pressure 110 230 320 Input 60 80 125 Noise level 56 64 69	Cod. 112.0157.238 F1 Charcoal filter
Controls Push buttons		
Lighting 2 LED lights		
Grease filter Cassette dishwasher safe		
Ø of air outlet 100 / 120 mm		
Width 600 / 800 / 900 mm.		
Energy class D		
Blowers 1		



741 BASE

741 BASE W A50 cod. 300.0557.500
741 BASE W A60 cod. 300.0557.477
741 BASE W A90 cod. 300.0557.478
741 BASE X A60 cod. 300.0557.479
741 BASE X A50 cod. 300.0557.501

741 BASE X A 90 cod. 300.0557.480
741 BASE BK A50 cod. 300.0557.496
741 BASE BK A60 cod. 300.0557.497
741 BASE BK A90 cod. 300.0557.498
741 BASE BR A60 cod. 300.0557.499




FEATURES	PERFORMANCE	ACCESSORIES
Finish • White • Black • Black body / stainless steel strip	Speed 1 2 3 Air capacity IEC point 135 200 295 Pressure 110 230 320 Input 60 80 125 Noise level 56 64 69	Cod. 112.0157.238 F1 Charcoal filter Cod. 112.0157.289 Synthetic filter kit
Controls Electromechanical Slider		
Lighting 2 LED lights		
Grease filter Synthetic		
Ø of air outlet 100 / 120 mm		
Width 600 / 800 / 900 mm.		
Energy class D		
Blowers 1		



106/45 PLUS

106/45 PLUS WHITE A60 cod. 310.0623.031
106/45 PLUS BROWN A60 cod. 310.0623.032



(optional)

To be installed at a minimum distance from the hob of 53 cm.

FEATURES	PERFORMANCE	ACCESSORIES
Finish	Speed 1 2 3	Cod. 112.0157.240
• Light grey		
Controls	Air capacity IEC point 240 320 440	F8 Charcoal filter
Electromechanical		
Lighting	Pressure 150 190 210	Cod. 112.0327.007
2 LED lights		ENERGY Remote blower kit
Grease filter	Input 85 95 115	
Cassettes dishwasher safe		
Ø of air outlet	Noise level 53 61 67	Cod. 112.0158.127
150 / 120 mm		FHP8 Charcoal filter High Performance
Width		
560 mm		Cod. 112.0185.278
Energy class		FLL8 Charcoal filter Long Lasting
C		

COUNTRY

AGORÀ	303
RANCH	304
RANCH ANGOLO	305
TRENDY	301
WEST	302

BUILT-IN
BUILT UNDER
TELESCOPIC

COUNTRY

FABER FOREST AIR

LET'S CHANGE THE AIR OF THE PLANET



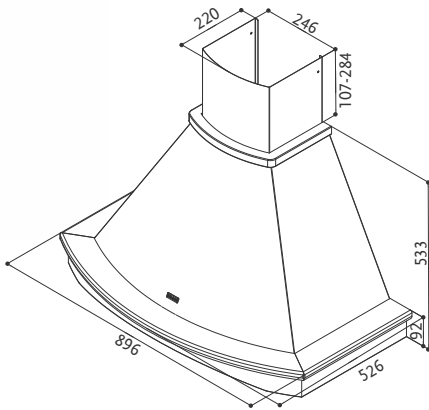
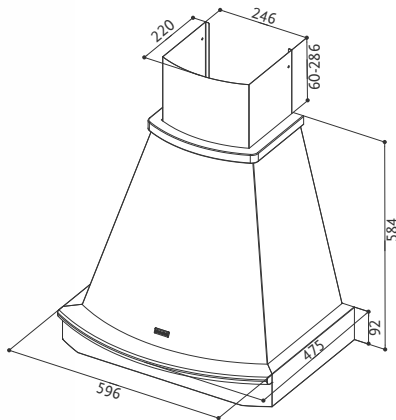
FABER TEAMS UP WITH THE TREEDOM REFORESTATION PROJECT
Improving the quality of the air we breathe has always been the goal and dream of Faber. The objective is in tune with the the need of planet Earth to fight air pollution. It is also a real commitment expressed by supporting the Treedom reforestation project.



FORESTS MAKE OUR PLANET BREATHE
All trees are good for the environment. They absorb CO2, emit oxygen, promote biodiversity and much more. The trees of the Treedom project are also good for the farmers who grow them and draw nourishment and sustenance from them.

FABER FOREST AIR
To support the Treedom project, Faber purchased 200 cocoa trees in a small forest in Cameroon. All customers who purchase a Country cooker hood, either online or through retailers, will become the custodians of a Faber Forest Air tree and will be able to follow its growth from home.



TRENDY O1 90 SRM NG
White / Oak frame



TRENDY

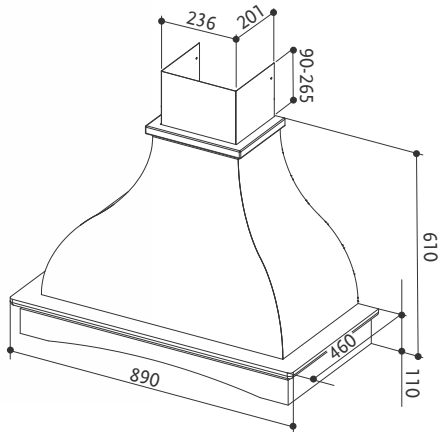
TRENDY O1 60 SRM NG cod. 321.0589.579
TRENDY O1 90 SRM NG cod. 321.0589.580



FEATURES	PERFORMANCES	ACCESSORIES	FRAME FINISH
Finish • White RAL 9010	Speed 1 2 3	Cod. 112.0157.240 F8 Charcoal filter	Finish O 
Controls Electromechanical	Air capacity IEC point 240 320 440	Cod. 112.0158.127 FHP8 Charcoal filter High Performance	Frame finish OAK
Lighting 2 LED lights	Pressure 150 190 210	Cod. 112.0185.278 FLL8 Charcoal filter Long Lasting	Shape 1 
Greas filter Cassettes dishwasher safe	Input 85 95 115		
Ø of air outlet 150/120 mm	Noise level 54 60 68		
Width 600 / 900 mm			
Energy class C			

O1 - Finish Oak + Frame shape 1



WEST O1 SRM NG
White / Oak frame



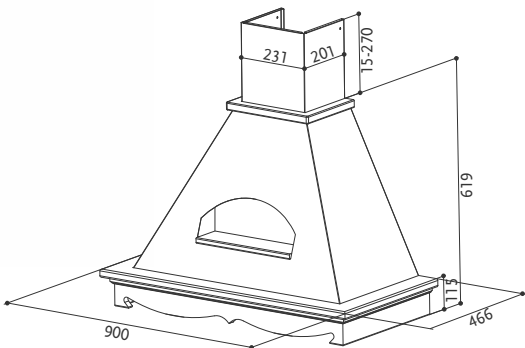
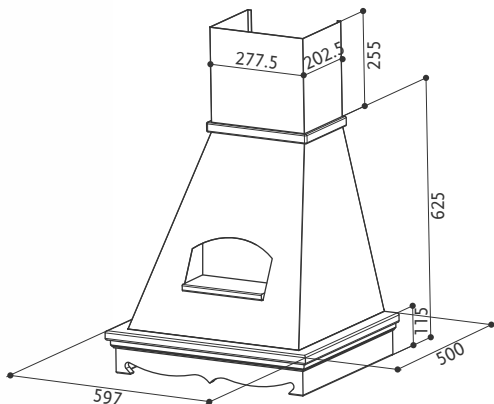
WEST

WEST O1 SRM NG cod. 321.0579.839



FEATURES	PERFORMANCES	ACCESSORIES	FRAME FINISH
Finish • White RAL 9010	Speed 1 2 3	Cod. 112.0157.240 F8 Charcoal filter	Finish O 
Controls Electromechanical	Air capacity IEC point 250 330 460	Cod. 112.0158.127 FHP8 Charcoal filter High Performance	Frame finish OAK
Lighting 2 LED lights	Pressure 150 190 220	Cod. 112.0185.278 FLL8 Charcoal filter Long Lasting	Shape 1 
Greas filter Cassettes dishwasher safe	Input 80 95 115		
Ø of air outlet 150/120 mm	Noise level 54 61 68		
Width 900 mm			
Energy class C			


AGORA' O3 90 SRM NG
White / Oak frame



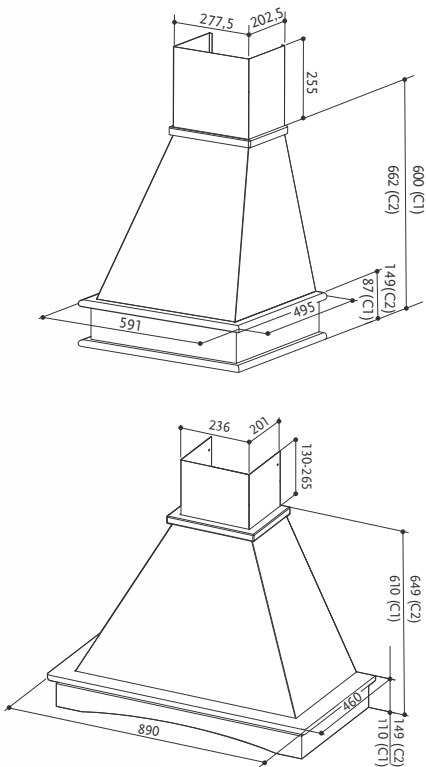
AGORÀ

AGORA' O3 60 SRM NG cod. 321.0589.577
AGORA' O3 90 SRM NG cod. 321.0589.578



FEATURES	PERFORMANCES	ACCESSORIES	FRAME FINISH
Finish • White RAL 9010	Speed 1 2 3	Cod. 112.0157.240 F8 Charcoal filter	Finish O 
Controls Electromechanical	Air capacity IEC point 240 320 455	Cod. 112.0158.127 FHP8 Charcoal filter High Performance	Frame finish OAK
Lighting 2 LED lights	Pressure 160 185 190	Cod. 112.0185.278 FLL8 Charcoal filter Long Lasting	
Greas filter Cassettes dishwasher safe	Input 85 95 115		
Ø of air outlet 150/120 mm	Noise level 54 60 68		
Width 600 / 900 mm			
Energy class C			

RANCH O1 90 SRM NG
White / Oak frame







RANCH

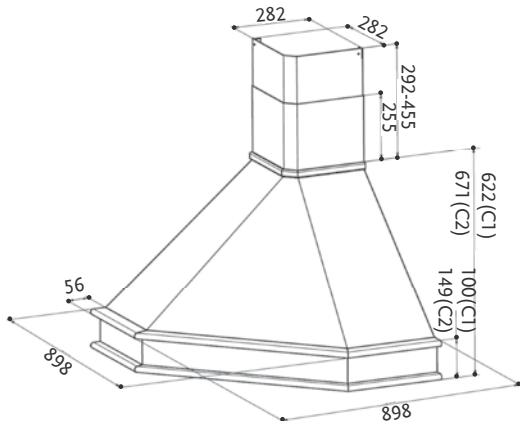
RANCH O1 90 SRM NG cod. 321.0579.871
RANCH O1 60 SRM NG cod. 321.0579.872
RANCH A1 90 SRM NG cod. 321.0579.873

RANCH A1 60 SRM NG cod. 321.0579.874
RANCH A2 90 SRM NG cod. 321.0579.875
RANCH A2 60 SRM NG cod. 321.0579.876



FEATURES	PERFORMANCES	ACCESSORIES	FRAME FINISH
Finish • White RAL 9010	Speed 1 2 3	Cod. 112.0157.240 F8 Charcoal filter	Finish O 
Controls Electromechanical	Air capacity IEC point 250 330 460	Cod. 112.0158.127 FHP8 Charcoal filter High Performance	Frame finish OAK
Lighting 2 LED lights	Pressure 150 190 220	Cod. 112.0185.278 FLL8 Charcoal filter Long Lasting	Finish A 
Greas filter Cassettes dishwasher safe	Input 80 95 115		Shape 1 
Ø of air outlet 150/120 mm	Noise level 54 61 68		Shape 2 
Width 600 / 900 mm			01 - Finish Oak + Frame shape 1 02 - Finish Oak + Frame shape 2
Energy class C			




RANCH ANGOLO O2 SRM NG
White / Oak frame



RANCH ANGOLO

RANCH ANGOLO O1 SRM NG cod. 321.0579.837
RANCH ANGOLO O2 SRM NG cod. 321.0579.838



FEATURES	PERFORMANCES	ACCESSORIES	FRAME FINISH
Finish • White RAL 9010	Speed 1 2 3	Cod. 112.0157.240 F8 Charcoal filter	Finish O 
Controls Electromechanical	Air capacity IEC point 250 330 460	Cod. 112.0158.127 FHP8 Charcoal filter High Performance	Frame finish OAK
Lighting 2 LED lights	Pressure 150 190 220	Cod. 112.0185.278 FLL8 Charcoal filter Long Lasting	Shape 1 
Greas filter Cassettes dishwasher safe	Input 80 95 115		Shape 2 
Ø of air outlet 150 mm	Noise level 54 61 68		01 - Finish Oak + Frame shape 1 02 - Finish Oak + Frame shape 2
Width 900 mm			
Energy class C			

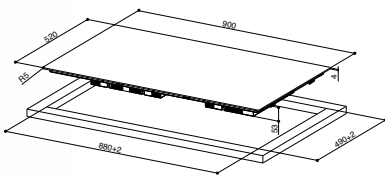
HOB

FBH32	315
FBH64	314
FCH64	313
FCH84	312
FCH95	310
FCH SLIM 94	311

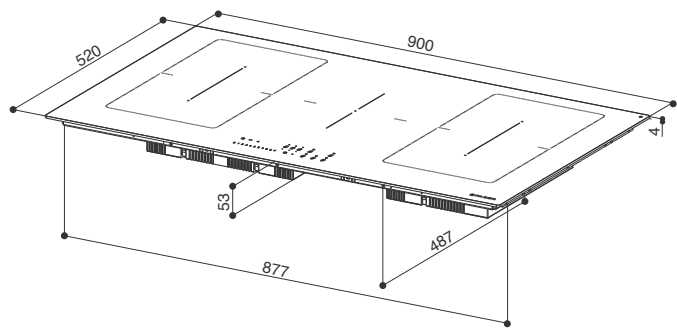
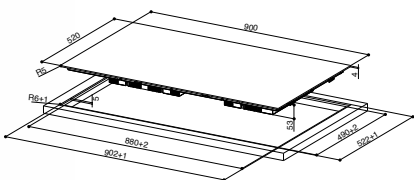




STANDARD INSTALLATION



FLUSH FIT INSTALLATION



FCH95

FCH 95 BK KL cod. 108.0604.943



HOOD&HOB

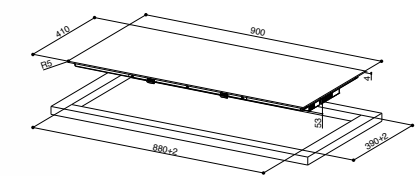


FEATURES	FUNZIONI	POWER COOKING ZONE
Finish • Black glass	K-Link* with hood Yes	1 Cooking zone 2100 W 210x190 3000 W Booster
Product dimensions LxW (mm) 900x520	Bridge Cooking Yes (2 zones)	2 Cooking zone 2100 W 210x190 3000 W Booster
Induction zone 5	Booster Yes	3 Cooking zone 2300 W Ø 200 3000 W Booster
Controls Slider Touch 9 levels	Child proof-lock Yes	4 Cooking zone 2100 W 210x190 3000 W Booster
Power (W) 7400	Timer Yes	5 Cooking zone 2100 W 210x190 3000 W Booster
Voltage (V) 220/240	Pause/Recall Yes	
Frequency (HZ) 50/60	Overflow safety device Yes	
	Automatic heat-up Yes	
	Pot Detection Yes	
	Residual Heat indication Yes	
	Power Limitation 2500w/ 3000w/ 3500w/ 4000w/ 5000w/ 6000w/ full	

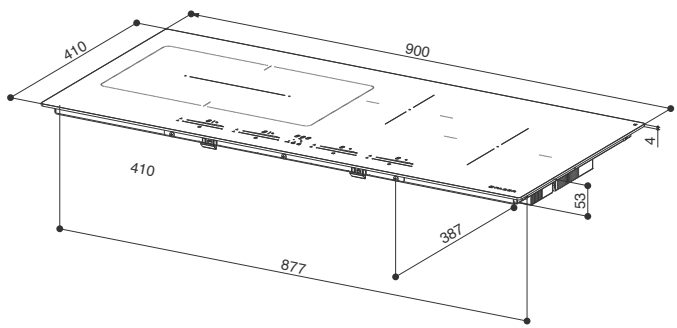
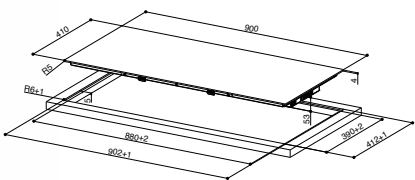
*Requires a Faber hood with K-Link connection



STANDARD INSTALLATION



FLUSH FIT INSTALLATION



FCH SLIM 94

FCH SLIM 94 BK KL cod. 108.0604.942



HOOD&HOB



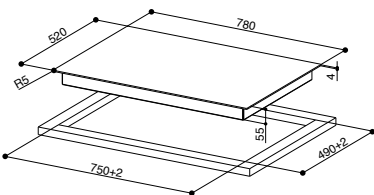
FEATURES	FUNZIONI	POWER COOKING ZONE
Finish • Black glass	K-Link* with hood Yes	1 Cooking zone 2100 W 210x190 3000 W Booster
Product dimensions LxW (mm) 900x410	Bridge Cooking Yes	2 Cooking zone 2100 W 210x190 3000 W Booster
Induction zone 4	Booster Yes	3 Cooking zone 1400 W Ø 160 2100 W Booster
Controls Multi-Slider Touch 9 levels	Child proof-lock Yes	4 Cooking zone 2300 W Ø 200 3000 W Booster
Power (W) 7400	Timer Yes	
Voltage (V) 220/240	Pause/Recall Yes	
Frequency (HZ) 50/60	Overflow safety device Yes	
	Automatic heat-up Yes	
	Pot Detection Yes	
	Residual Heat indication Yes	
	Power Limitation 2500w/ 3000w/ 3500w/ 4000w/ 5000w/ 6000w/ full	

*Requires a Faber hood with K-Link connection

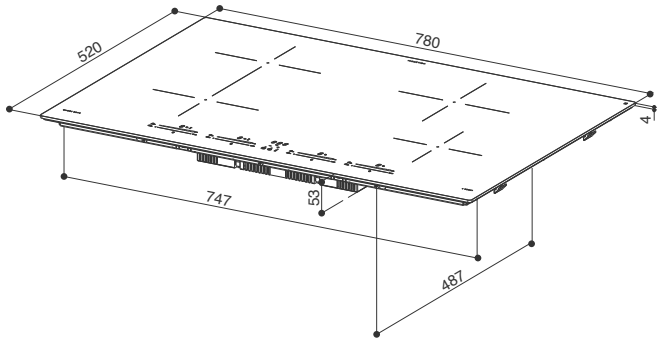
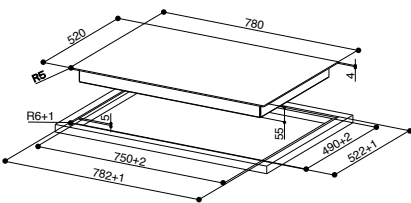
Black glass



STANDARD INSTALLATION



FLUSH FIT INSTALLATION



FCH84

FCH 84 BK KL cod. 108.0604.935
FCH 84 GR KL cod. 108.0604.936



HOOD&HOB

FEATURES	FUNZIONI	POWER COOKING ZONE
Finish • Black glass • Grey glass	K-Link* with hood Yes	1 Cooking zone 2100 W 3000 W Booster 210x190
Product dimensions LxW (mm) 780x520	Bridge Cooking Yes	2 Cooking zone 2100 W 3000 W Booster 210x190
Induction zone 4	Booster Yes	3 Cooking zone 2300 W 3000 W Booster Ø 200
Controls Slider Touch 9 levels	Child proof-lock Yes	4 Cooking zone 1400 W 2100 W Booster Ø 160
Power (W) 7400	Timer Yes	
Voltage (V) 220/240	Pause/Recall Yes	
Frequency (HZ) 50/60	Automatic heat-up Yes	
	Pot Detection Yes	
	Residual Heat indication Yes	
	Power Limitation 2500w/ 3000w/ 3500w/ 4000w/ 5000w/ 6000w/ full	

Grey glass

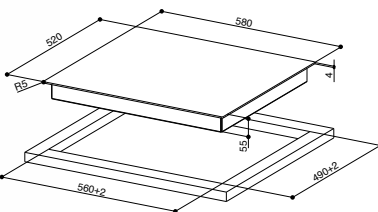


*Requires a Faber hood with K-Link connection

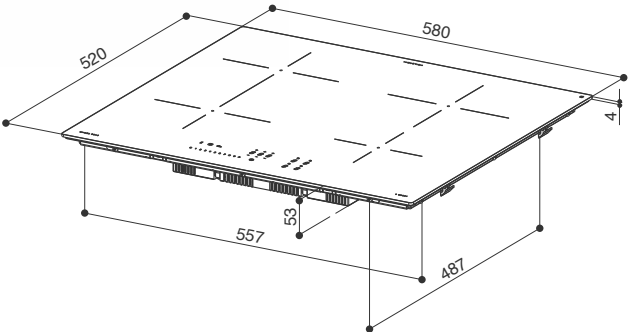
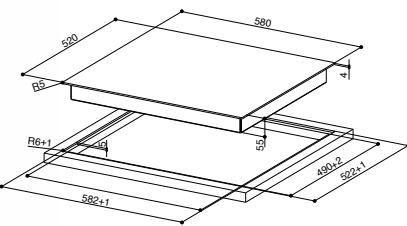
Black glass



STANDARD INSTALLATION




FLUSH FIT INSTALLATION



FCH64

FCH 64 BK KL cod. 108.0604.933
FCH 64 GR KL cod. 108.0604.934



HOOD&HOB

FEATURES	FUNZIONI	POWER COOKING ZONE
Finish • Black glass • Grey glass	K-Link* with hood Yes	1 Cooking zone 2100 W 3000 W Booster 210x190
Product dimensions LxW (mm) 580x520	Bridge Cooking Yes	2 Cooking zone 2100 W 3000 W Booster 210x190
Induction zone 4	Booster Yes	3 Cooking zone 2300 W 3000 W Booster Ø 200
Controls Slider Touch control	Child proof-lock Yes	4 Cooking zone 1400 W 1850 W Booster Ø 145
Power (W) 7400	Timer Yes	
Voltage (V) 220/240	Pause/Recall Yes	
Frequency (HZ) 50/60	Overflow safety device Yes	
	Automatic heat-up Yes	
	Pot Detection Yes	
	Residual Heat indication Yes	
	Power Limitation 2500w/ 3000w/ 3500w/ 4000w/ 5000w/ 6000w/ full	

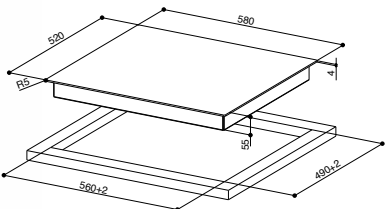
Grey glass



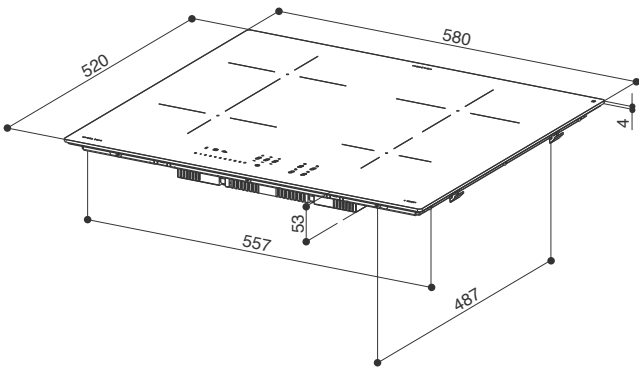
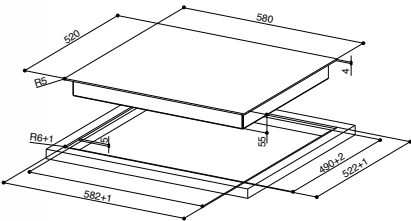
*Requires a Faber hood with K-Link connection



STANDARD INSTALLATION



FLUSH FIT INSTALLATION



FBH64

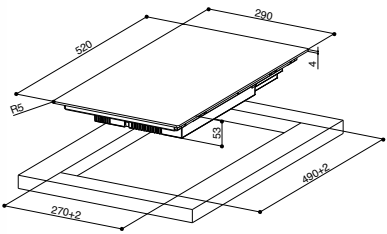
FBH 64 BK FFI cod. 108.0604.932



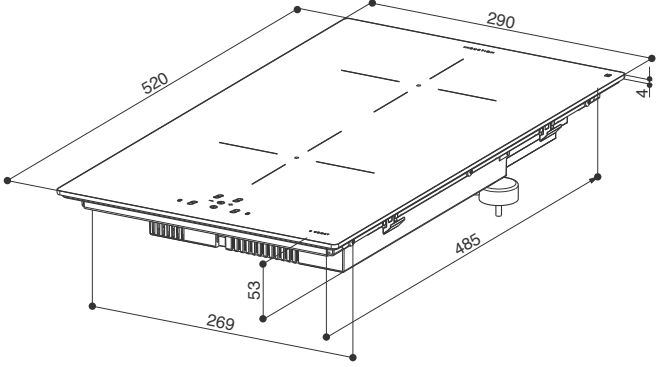
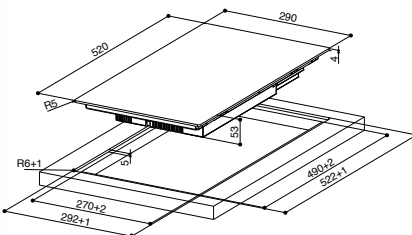
FEATURES	FUNZIONI	POWER COOKING ZONE
Finish • Black glass	K-Link with hood	No
Product dimensions LxW (mm) 580x520	Bridge Cooking	No
Induction zone 4	Booster	Yes
Controls Touch 9 levels	Child proof-lock	Yes
Power (W) 7400	Timer	Yes
Voltage (V) 220/240	Pause/Recall	No
Frequency (HZ) 50/60	Overflow safety device	Yes
	Automatic heat-up	No
	Pot Detection	Yes
	Residual Heat indication	Yes
	Power Limitation	2500w/ 3000w/ 3500w/ 4000w/ 5000w/ 6000w/ full



STANDARD INSTALLATION



FLUSH FIT INSTALLATION




FBH32

FBH 32 BK FFI cod. 108.0604.931

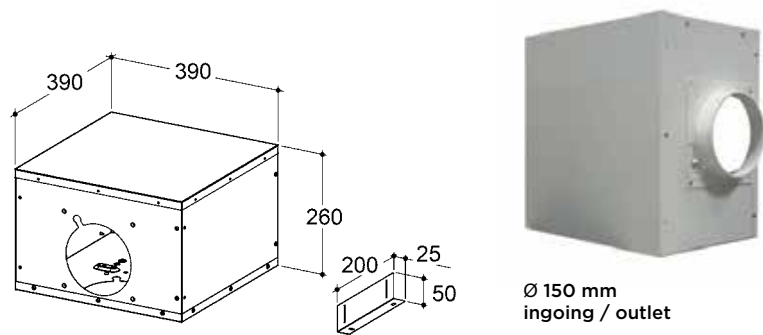


FEATURES	FUNZIONI	POWER COOKING ZONE
Finish • Black glass	K-Link with hood	No
Product dimensions LxW (mm) 290x520	Bridge Cooking	No
Induction zone 2	Booster	Yes
Controls Touch 9 levels	Child proof-lock	Yes
Power (W) 3700	Timer	Yes
Voltage (V) 220/240	Pause/Recall	No
Frequency (HZ) 50/60	Overflow safety device	Yes
	Automatic heat-up	No
	Pot Detection	Yes
	Residual Heat indication	Yes
	Power Limitation	1500W/ 2000W/ 2500W/ 3000W/ 3500W/ full

ACCESSORIES



REMOTE BLOWER KIT



KIT ASPIRAZIONE REMOTA ENERGY
cod. 112.0327.007

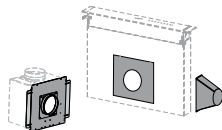
- Chloè
- Chloè XL
- Cylindra
- Cylindra Gloss Plus
- Cylindra Isola
- Cylindra Isola Gloss Plus
- Cubia Plus
- Cubia Gloss Plus
- Cubia Isola Plus
- Cubia Isola Gloss Plus
- Daisy

- Eclipse
- Glassy Isola
- Heaven 2.0
- Heaven Glass 2.0
- Inca Lux 2.0
- Inca Lux Glass
- In-Nova Comfort
- In-Nova Premium
- Maxima
- Nice
- Premio Angolo/SP

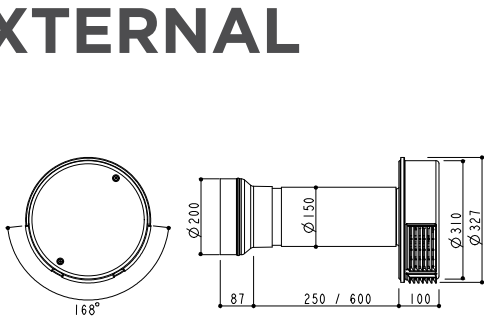
- Ray
- Solaris
- Stilo Angolo
- Stilo DX-SX
- Stilo Isola/SP
- Tender
- Thea
- Tratto Isola

KIT ASPIRAZIONE REMOTA FABULA
cod. 112.0327.008

- Fabula Plus



REMOTE EXTERNAL



Color CREAM
net weight 7 kg

MISTRAL OUTDOOR
cod. 112.0365.067

CEILING



Heaven Glass 2.0

HEAVEN GLASS 2.0 WH 90 RB
cod. 110.0360.434



Heaven 2.0

HEAVEN 2.0 X 90 RB
cod. 110.0360.483



Fabula

FABULA BK 90 RB
cod. 110.0360.581

WALL



Ray

RAY X/V 90 RB
cod. 110.0360.512



Stilo

STILO X 60 RB
cod. 110.0360.445
STILO X 90 RB
cod. 110.0360.447
STILO X 120 RB
cod. 110.0360.448

ISLAND



Stilo Isola

STILO ISOLA X 90 RB
cod. 110.0360.352
STILO ISOLA X 120 RB
cod. 110.0360.353

CHIMNEYS

UPPER
KIT ALTO H990 X cod. 112.0157.252

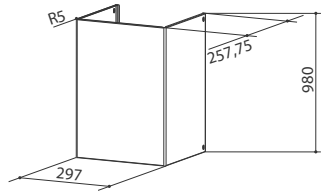
- Nice
- Ray
- Stilo DX-SX

UPPER
KIT CAMINO SUP.ALTO BK MATT H990 cod. 112.0621.232

- Stilo Comfort BK

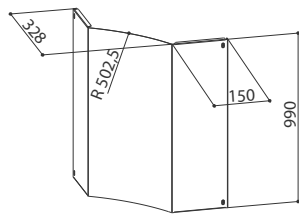
UPPER
KIT CAMINO SUP.ALTO WH MATT H990 cod. 112.0623.756

- Stilo Comfort WH



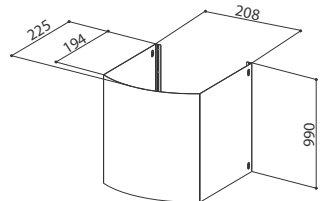
UPPER
KIT SOLARIS H990 X cod. 112.0157.261

- Solaris



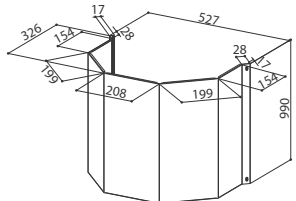
UPPER
KIT TENDER H990 X cod. 112.0157.262

- Tender



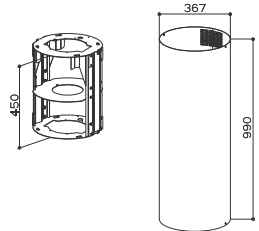
UPPER
KIT PREMIO ANGOLO H990 X cod. 112.0157.263

- Premio Angolo/SP
- Stilo Angolo



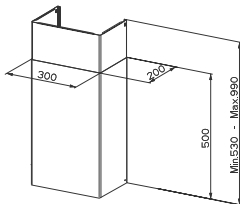
UPPER
KIT ISOLA H990 D370 WH cod. 112.0286.014

- Cylindra Isola



KIT A500+A500 BK cod. 112.0250.290

- Cocktail BK



KIT CAMINO ISOLA H450-590 CAST IRON
cod. 112.0516.426

- Chloè XL Isola

KIT CAMINO ISOLA H450-590 COUNTRY GREY MATT
cod. 112.0516.427

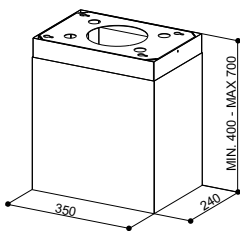
- Chloè XL Isola

KIT CAMINO ISOLA H450-590 WHITE MATT
cod. 112.0516.428

- Thea Isola

KIT CAMINO ISOLA H450-590 DARK GREY MATT
cod. 112.0516.430

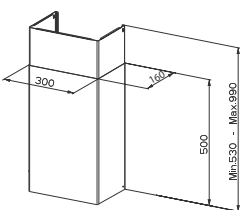
- Thea Isola



KIT CHIMNEY 300X160 H990 BK cod. 112.0569.164

KIT CHIMNEY 300X160 H990 WH cod. 112.0569.163

- Glam Fit
- Glam Fit Zero Drip Plus
- Soft Slim



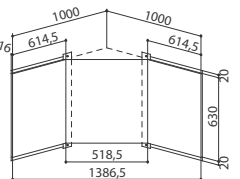
SPLASHBACKS AND CORNER ADAPTER

ANGOLO / CORNER
KIT FONDALE PREMIO ANGOLO X cod. 112.0157.273

- Premio Angolo/SP A100

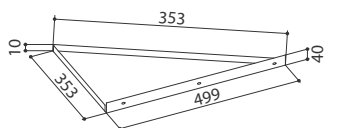
ANGOLO / CORNER
KIT 3 FONDALI EGYZIA ANGOLO X cod. 112.0157.274

- Solaris
- Stilo Angolo



KIT ADATTATORE ANGOLO X cod. 112.0157.284

- Premio Angolo/SP
- Stilo Angolo



VALVE

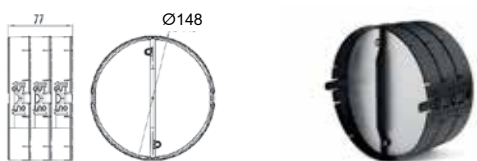
NO RETURN VALVE D120 cod. 112.0189.207



NO RETURN VALVE D100 cod. 112.0572.297



NO RETURN VALVE 3D D150 cod. 112.0569.781



NO RETURN VALVE 3D D125 cod. 112.0569.782



KIT VALVE D150 cod. 112.0086.450



DUCT W/VALVE HERMETIC D150 cod. 112.0569.783



DUCT W/VALVE HERMETIC D125 cod. 112.0569.784



NO RETURN VALVE 220X90 cod. 112.0605.517



REMOTE CONTROL

TELECOMANDO 7T PREMIUM cod. 112.0615.733

- NEW

- Bi-Air

- Belle

- Bella Comfort

- Bella Comfort Isola

- Belle Plus

- C-Air

- Celine

- Celine Plus

- Chloè

- Corinthia Isola

- Cubia Plus

- Cubia Gloss Plus

- Cubia Isola Plus

- Cubia Isola Gloss Plus

- Cylindra

- Cylindra Gloss Plus

- Cylindra Isola

- Cylindra Isola Gloss Plus

- Fabula Plus

- Glam Fit (Grey)

- Glow

- Glow Plus

- Grexia

- Hava

- Heaven 2.0

- Heaven Air

- Heaven Glass 2.0

- Flat

- K-Air

- High Light

- Ilma

- In-Light

- In-Nova Air

- In-Nova Premium

- In-Nova Touch

- In-Nova Zero Drip

- Inca Lux 2.0

- Inside Up

- Lybra Plus

- Nest Plus

- Odette

- Odette Plus

- Onyx-C

- Onyx-T

- Onyx-V

- Pareo Plus

- Pyana

- Skylift

- Skypad

- Soft Cube

- Soft Edge

- Soft Slim

- T-Air

- T-Dark

- T-Light

- T-Light Isola

- Talika

- Twice

- V-Air

- V-Air Flat

- Zoom

CLIN&CLIN



CLEANING CLOTHES KIT CLIN&CLIN (5 PIECES)
cod. 112.0157.293

NOTE
Cloths: minimum order 30 packagings or multiples of 30

REVITALISING PASTE 55 ML
cod. 112.0157.501

NOTE
Paste: minimum order 10 pieces or multiples of 10 (55 ml)

REVITALISING PASTE 200 ML
cod. 112.0157.502

NOTE
Paste: minimum order 6 pieces or multiples of 6 (200 ml)

FABER LIGHTING KIT


KIT 6 LED G9 2,5 W cod. 112.0505.117

- Nest Plus

SYNTHETIC FILTER

KIT FILTRO SINTETICO cod. 112.0157.289

- 152 LG

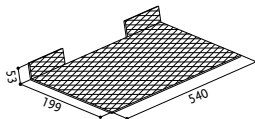


GREASE FILTERS

KIT 1 FILTRO ESTRAIBILI 60 cod. 112.0157.248

1 BLOWER
- 152 LG

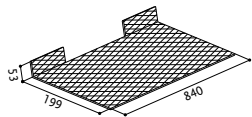
2 BLOWERS
- 2152
- 2156



KIT 1 FILTRO ESTRAIBILI 90 cod. 112.0157.249

1 BLOWER
- 152 LG

2 BLOWERS
- 2152
- 2156



KIT FILTRI INOX IN-NOVA 60 cod. 112.0624.485

KIT FILTRI INOX IN-NOVA 90 cod. 112.0624.486

KIT FILTRI INOX IN-NOVA 120 cod. 112.0624.487

REAR AIR
OUTLET KIT

KIT USCITA ARIA POST.CHLOÈ OLD METAL
cod. 112.0490.249

KIT USCITA ARIA POST.CHLOÈ OLD COPPER
cod. 112.0490.250

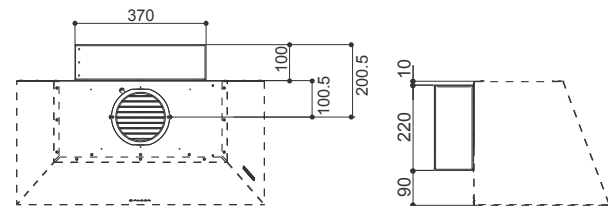
KIT USCITA ARIA POST.CHLOÈ CAST IRON
cod. 112.0490.261

KIT USCITA ARIA POST.CHLOÈ OLD BRASS
cod. 112.0490.262

KIT USCITA ARIA POST.CHLOÈ DG MATT
cod. 112.0490.263

KIT USCITA ARIA POST.CHLOÈ' CG MATT
cod. 112.0490.264

- Chloè



The kit is matched to the color
of the hood

RECYCLING KIT

C.A. HFH cod. 112.0327.631

- Bella Comfort
- Nice
- Ray
- Stilo DX-SX
- Stilo Comfort
- Stilo Glass Smart
- Stilo Smart

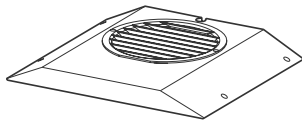


KIT FILTRANTE WH cod. 112.0252.439

- Daisy WH
- Glam-Light WG1C/WG3C
- Glam-Light WH/T
- Glam-Light WH/WG

KIT FILTRANTE BK cod. 112.0252.442

- Daisy BK
- Glam-Light DG/LG



KIT FILTRANTE HAVA cod. 112.0576.982

- Hava

Long Lasting Filter filter included

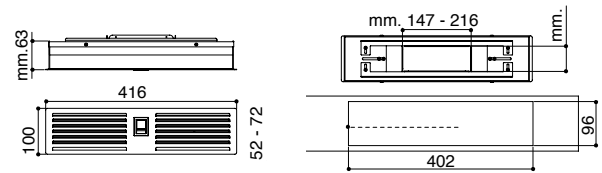


KIT FILTRANTE TUBAZIONE RETTANGOLARE cod. 112.0470.541

- Fabula Plus



Long Lasting Filter- PANEL KIT C.A. included



KIT FILTRANTE T-SHAPE PARETE cod. 112.0626.902

- | | |
|-----------------|---------------------|
| - Bella Comfort | - T-Light |
| - Nice | - Stilo Comfort |
| - Ray | - Stilo Dx/Sx |
| - Onyx-T | - Stilo Glass Value |
| - T-Air | - Stilo Smart |
| - T-Dark | |

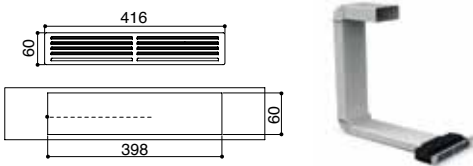
KIT FILTRANTE T-SHAPE ISOLA cod. 112.0626.903

- | | |
|-----------------------|---------------------------|
| - Bella Comfort | - T-Shelf |
| - Bella Comfort Isola | - Stilo Comfort Isola |
| - Glassy Isola | - Stilo Glass Value Isola |
| - T-Light | |

GALILEO INSTALLATION KIT

RECYCLING KIT H60 cod. 112.0540.730

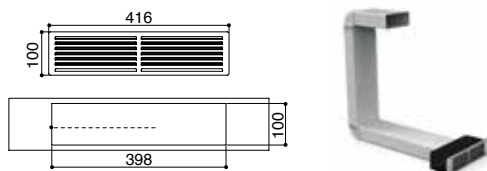
- Galileo
- Galileo Smart



Ceramic filter included

RECYCLING KIT H100 cod. 112.0540.781

- Galileo
- Galileo Smart



Ceramic filter included

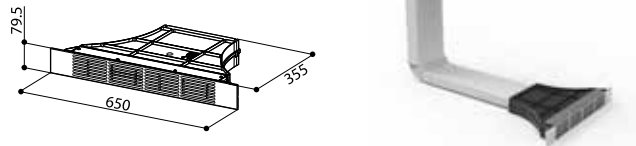
DUCTING KIT cod. 112.0540.782

- Galileo
- Galileo Smart



KIT RECYCLING LONG LASTING H80 cod. 112.0605.735

- Galileo
- Galileo Smart



Long Lasting filter included

KIT FILTRANTE ALTEZZA H60 cod. 112.0626.656

- Galileo 60



KIT FILTRANTE ALTEZZA H100 cod. 112.0626.657


- Galileo 60



REFILL

REFILL CERAMIC H100 cod. 112.0548.448

- Galileo
- Galileo 60
- Galileo Smart
- Skylift



order 2 pieces for skylift model


REFILL CERAMIC H60 cod. 112.0548.447

- Galileo
- Galileo 60
- Galileo Smart



REFILL LONG LASTING H80 cod. 112.0605.736

- Galileo
- Galileo 60
- Galileo Smart



REFILL C.A. TUBAZIONE RETTANGOLARE cod. 112.0472.396

- Fabula Plus



REFILL 2 C.A. HAVA cod. 112.0576.981

- Hava



REFILL 1 C.F. HFH cod. 112.0261.791



KIT ASPIRANTE F-LIGHT

F-LIGHT DUCTING KIT

KIT ASPIRANTE F-LIGHT cod. 112.0169.216

- Lybra Plus
- Nest Plus
- Zoom Plus



Ø 150 mm - length 1 meter

KIT AIRLANE ASPIRANTE cod. 112.0542.875

- | | |
|---------------|---------------|
| - Belle | - Glow |
| - Belle Plus | - Glow Plus |
| - Céline | - Odette |
| - Céline Plus | - Odette Plus |



CHARCOAL FILTERS LONG LASTING

Multi-layer filter, it guarantees a double filtration and an optimal air cleanliness, it has a duration of up to 3 years.



FLL3 KIT 2.C.A. LONG LASTING

cod. 112.0544.470

- Flexa HIP
- In-Nova Smart
- Value



FLL8 KIT 2 C.A. LONG LASTING D196 H37

cod. 112.0185.278

- | | |
|--------------------|------------------|
| - Agorà | - Inca Lux 2.0 |
| - Bi-Air | - Inca Lux Glass |
| - Beat | - Inka Plus |
| - Belle | - K-Air |
| - Belle Plus | - Lithos |
| - C-Air | - Lybra Plus |
| - Céline | - Maxima |
| - Céline Plus | - Nest Plus |
| - Chloè XL | - Odette |
| - Chloè XL Isola | - Odette Plus |
| - Cocktail | - Onyx-C |
| - Cubia Plus | - Onyx-V |
| - Cubia Gloss Plus | - Ranch |
| - Daisy | - Soft Cube |
| - Glam-Light | - Solaris |
| - Glam Light | - Tender |
| - Zero Drip Plus | - Thea |
| - Glow | - Thea Isola |
| - Glow Plus | - Trendy |
| - Grèxia | - T-Shelf |
| - Heaven 2.0 | - Tweet |
| - In-Light | - V-Air |



- West
- West Angolo
- Zoom Plus
- 106/35 Plus

KIT FLL23 C.A. D125

cod. 112.0556.528

- Inka ICH (i.smart HCS)
- Inka Smart C
- Inka Smart HC



FLL9 KIT 1 C.A. LONG LASTING EASY CUBE 267x235

cod. 112.0185.276

- | | |
|--------------------------|---------------------------|
| - Bella Comfort | - Premio Angolo/SP |
| - Bella Comfort Isola | - Ray |
| - Corinthia Isola | - Stilo Angolo |
| - Cubia Isola Plus | - Stilo Isola/SP |
| - Cubia Isola Gloss Plus | - Stilo Comfort |
| - Cylindra | - Stilo Comfort Isola |
| - Cylindra Isola | - Stilo Glass Smart |
| - Cylindra Gloss Plus | - Stilo Glass Smart Isola |
| - Eclipse | - Stilo Smart |
| - Glassy Isola | - Stilo DX-SX |
| - In-Nova Premium | - T-Air |
| - In-Nova Touch | - T-Dark |
| - In-Nova Zero Drip | - T-Light |
| - Nice | - T-Light Isola |
| - Onyx-T | - Tratto Isola |



FLL12 KIT C.A. FABULA

cod. 112.0261.258

- Fabula Plus 60
- Fabula Plus 90



FLL18-90 KIT C.A. 90 CM

cod. 112.0471.608

- Heaven 2.0 Flat
- Heaven Glass 2.0 Flat
- High-Light
- Inside up



FLL18-120 KIT C.A. 120 CM

cod. 112.0471.609

- Heaven 2.0 Flat
- Heaven Glass 2.0 Flat
- High-Light



KIT FLL26 C.A.

cod. 112.0627.248

- In-Nova Zero Drip



CHARCOAL FILTERS

Filter composed by a combination of charcoals and it should be replaced every 2-3 months.

F1 KIT 1 C.A. D233 H20

cod. 112.0157.238

- | | |
|---------------------|----------------------|
| 1 MOTORE - 1 blower | 2 MOTORI - 2 blowers |
| - 152 | - 2152 - 2156 |
| | - 2740 |



Order 2 filters for 2 motor hoods

F3 KIT 2 C.A. SMILE

cod. 112.0067.944

- Flexa HIP
- In-Nova Smart
- Value



F22 KIT C.A. NAUTILUS

cod. 112.0540.783

- Glam-Fit
- Glam Fit Zero Drip Plus
- Pyana
- Talika
- Twice
- Soft Slim



NOTE
Order 2 filters for TWICE and PYANA models

KIT F23 C.A. D125

cod. 112.0556.527


- Inka Smart C
- Inka Smart HC
- Inka ICH (i.smart HCS)



F4 KIT 14B

cod. 112.0441.093

- In-Nova Comfort



F8 KIT 2 C.A.D196 H37

cod. 112.0157.240

- | | | |
|--------------------|------------------|---------------|
| - Agorà | - Grèxia | |
| - Bi-Air | - Heaven 2.0 | |
| - Beat | - In-Light | |
| - Belle | - Inca Lux 2.0 | |
| - Belle Plus | - Inca Lux Glass | |
| - C-Air | - Inka Plus | |
| - Céline | - K-Air | |
| - Céline Plus | - Lithos | |
| - Chloè XL | - Lybra Plus | - Thea |
| - Chloè XL Isola | - Maxima | - Thea Isola |
| - Cocktail | - Nest Plus | - Trendy |
| - Cubia Plus | - Odette | - T-Shelf |
| - Cubia Gloss Plus | - Odette Plus | - Tweet |
| - Daisy | - Onyx-C | - V-Air |
| - Glam-Light | - Onyx-V | - West |
| - Glam Light | - Ranch | - West Angolo |
| - Zero Drip Plus | - Soft Cube | - Zoom Plus |
| - Glow | - Solaris | - 106/35 Plus |
| - Glow Plus | - Tender | |



F9 KIT 1 C.A. 263x237

cod. 112.0157.243

- | | | |
|-----------------------------|---------------------------|-----------------|
| - Bella Comfort | - In-Nova Zero Drip | |
| - Bella Comfort Isola | - Nice | |
| - Corinthia Isola | - Onyx-T | |
| - Cubia Isola Plus | - Premio Angolo/SP | |
| - Cubia Isola Gloss Plus | - Ray | |
| - Cylindra | - Stilo Angolo | |
| - Cylindra Isola | - Stilo Isola/SP | |
| - Cylindra Gloss Plus | - Stilo Comfort | - Stilo DX-SX |
| - Cylindra Isola Gloss Plus | - Stilo Comfort Isola | - T-Air |
| - Eclipse | - Stilo Glass Smart | - T-Dark |
| - Glassy Isola | - Stilo Glass Smart Isola | - T-Light |
| - In-Nova Premium | - Stilo Smart | - T-Light Isola |
| - In-Nova Touch | | - Tratto Isola |



F16 KIT 2 C.A.

cod. 112.0459.452

- Luft



F21 KIT 2 C.A.

cod. 112.0506.172

- Ilma
- Ilma Touch



CHARCOAL FILTERS HIGH PERFORMANCE

High-efficiency filter, it guarantees more than 80% filtration capacity of intake fumes and a duration of up to 6 months.

FHP8 KIT 2 C.A. HIGH PERFORMANCE

cod. 112.0158.127

- | | | |
|--------------------|------------------|---------------|
| - Agorà | - Heaven 2.0 | |
| - Bi-Air | - In-Light | |
| - Beat | - Inca Lux 2.0 | |
| - Belle | - Inca Lux Glass | |
| - Belle Plus | - Inka Plus | |
| - C-Air | - K-Air | |
| - Céline | - Lithos | |
| - Céline Plus | - Lybra Plus | - Thea Isola |
| - Chloè XL | - Maxima | - Trendy |
| - Chloè XL Isola | - Nest Plus | - T-Shelf |
| - Cocktail | - Odette | - Tweet |
| - Cubia Plus | - Odette Plus | - V-Air |
| - Cubia Gloss Plus | - Onyx-C | - West |
| - Daisy | - Onyx-V | - West Angolo |
| - Glam-Light | - Ranch | - Zoom Plus |
| - Glam Light | - Soft Cube | - 106/35 Plus |
| - Zero Drip Plus | - Solaris | |
| - Glow | - Tender | |
| - Glow Plus | - Thea | |
| - Grèxia | | |

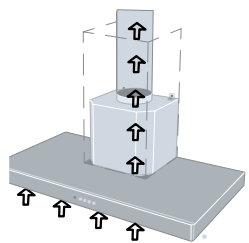
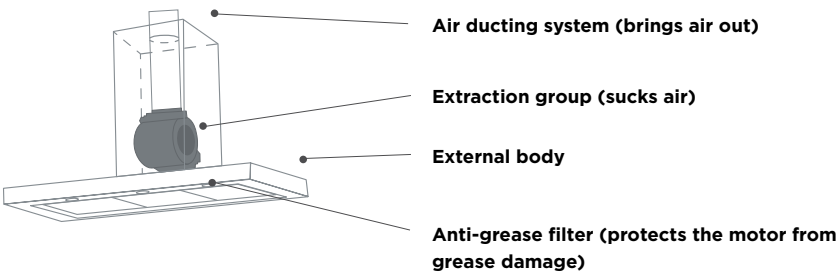


INSTALLATION

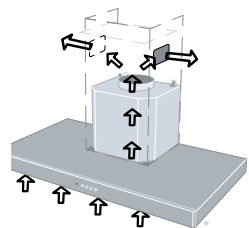
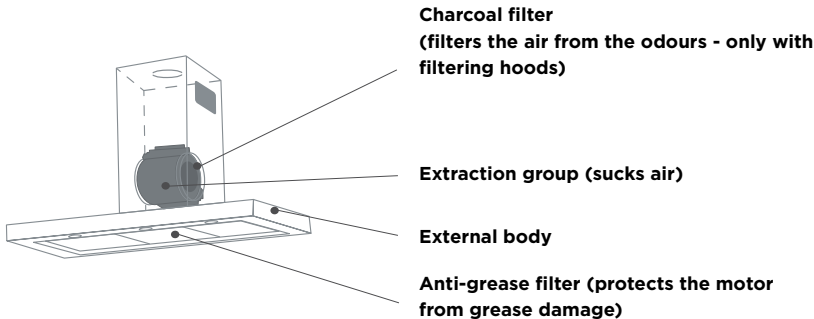


ABC OF THE HOOD

The extraction hood expels fumes and steam out of the kitchen. It is the most effective solution.



The recycling hood filters the fumes and steam from the air and then returns it to the kitchen.



CHOOSE THE RIGHT HOOD

The necessary extraction capacity is determined by the volume of the kitchen. An effective hood changes the air of the kitchen 10 times per hour. A powerful motor is quieter and uses less energy because it is effective at low speeds.

-A hood does not create noise disturbance if its capacity is sufficient without exceeding 55 dB(A) of sound power.

-A powerful motor can be efficient even at lower, quieter speeds.

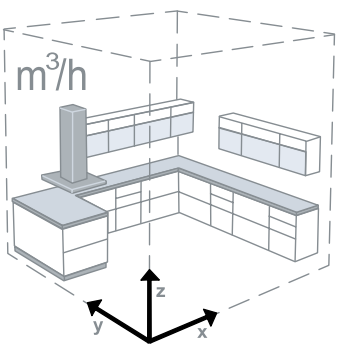
1 Fan Handbook - F. Bleier 1998

Example: A 15 m² kitchen which is 3 m tall requires a hood which aspirates at least 450 m³/h. Infact: 15 m² x 3 m x 10 = 450 m³/h. Now consult the performance table found in the product catalogue.

The hood is efficient if an equal or higher capacity value is found in one of the speed columns.

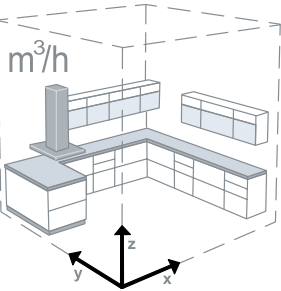
EFFECTIVENESS = kitchen m² x kitchen high x 10 changes of air

Speed	1	2	3	4	INT
Air capacity IEC point	110	195	260	313	430
Pressure	-	-	-	-	-
Input	30	45	55	70	100
Noise level	48	53	58	62	69

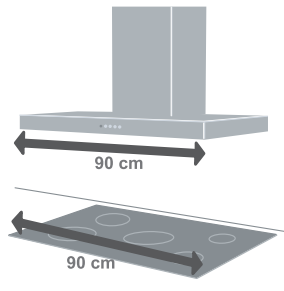


INSTALLATION

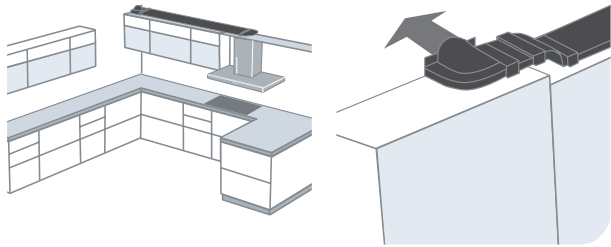
Proper installation begins with an inspection. When choosing a hood, you should know:



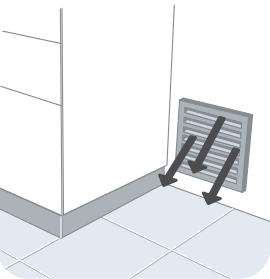
Kitchen volume (which determines the necessary aspiration capacity). See section “Choosing the right hood.”



Length of the cooking top (the hood is generally as long as the cooking top area).

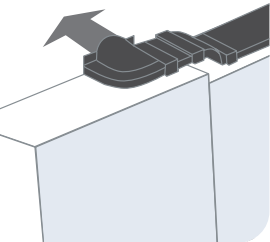


The position and distance of the exit hole (very long and very curved right-angled tubes limit hood efficiency).



Italian D.M. 37/08 requires two aeration holes which communicate with the external wall in the presence of gas-working equipment.

- 1. an entrance hole for oxygenising the area, to be made in the lower part of the wall of the room which communicates externally.
- 2. an exit hole for fume discharge, to be made in the upper part of the wall which communicates externally (or in a chimney flue dedicated exclusively to this use). If the hood aspirates, the exit hole can be used as a terminal conduit that carries the air outside.

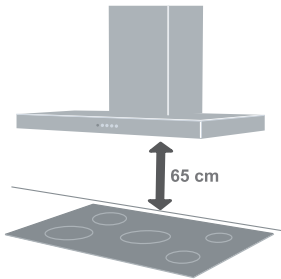


Product integrity

- Check the integrity of the hood upon opening.
- Make sure that the hood is in good conditions and has not been damaged during transport.
- The hood must arrive with its guarantee and instruction manual. Verify the receipt of any optionals (i.e. remote control).

ATTENTION: Do not install the hood if it is damaged. Have it substituted at no charge with a new one, otherwise you may be required to pay for any service assistance. Do not remove any protective films prior to installation.

Installation distance



The hood is to be installed at a minimum distance of 65 cm from the cooking top, except for particular models where is specified in the technical drawing and instructions manual. ATTENTION: the product guarantee will not be considered valid if this distance is not respected. The hood may not reach declared performance levels if the distance from the cooking top exceeds 75 cm. Some vertical-installation models (ex. Cocktail) are to be installed lower. Check the product's technical manual.

Inspection

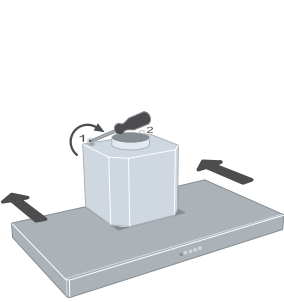
- 1 - Turn on the motor
 - 2 - Switch on the lights
- If the hood is an extraction hood, verify that it is properly connected to the exit tubing.
- If the hood is a filtering hood, verify that the charcoal filters have been inserted.

First cleaning

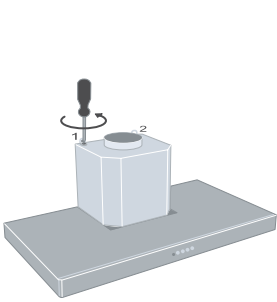
- Remove the protective films
- Remove impurities with a damp sponge and a small amount of neutral soap
- Rinse with a damp cloth
- Dry with a soft cloth. If the hood is in stainless steel, continue with a steel glaze
- You can give stainless steel hoods a protective treatment with the Faber Clin&Clin tissue



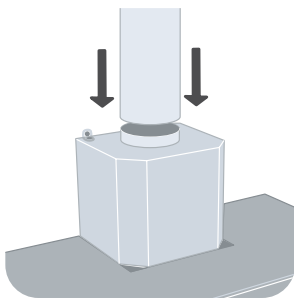
Faber hoods are easy to install because they have EASY CUBE:



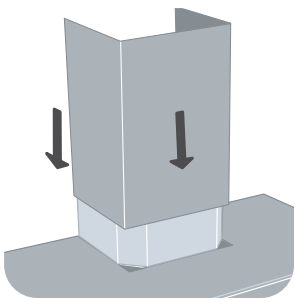
Hang the hood



Align



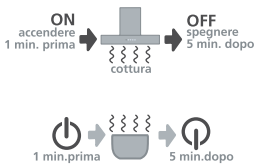
Connect tubing



Insert the chimney

USO E MANUTENZIONE

USE AND MAINTENANCE



Accendere la cappa un minuto prima di iniziare a cucinare per creare un flusso d'aria che convogli fumi e vapori verso la superficie di aspirazione. Lasciare, se serve, la cappa accesa anche dopo la cottura fino a che siano stati aspirati tutti i vapori e gli odori.

Switch on the hood a minute before cooking begins to create air flow that channels fumes and steam toward the aspiration surfaces. If necessary, leave the hood switched on even after cooking is finished so that all steam and odours can be properly aspirated.

- Wash the metal anti-grease filters by hand or in the dishwasher every two months¹
 - Replace synthetic anti-grease filters every two months
 - Regular filter maintenance guarantees efficient hood use
- ATTENTION: grease deposited on the filters is inflammable: be sure to perform regular maintenance

¹ These intervals of time refer to a regular use of the hood, approximately 3 hours per day

- Hood cleaning
- Remove impurities with a damp sponge and a small amount of neutral soap²
 - Rinse with a damp cloth
 - Dry with a soft cloth, if the hood is in stainless steel, follow the steel brushing
 - Clean the internal hood conduit once a year

² Acid-based cleaning products can damage hood surfaces

ANTI-ODOURS FILTERS

Long Lasting



Faber has developed a new, re-usable active carbon filter. Thanks to the multi-layer technology, the Long Lasting filter further increases filtration efficiency, with the double layer using an initial pre-filtration to capture the largest particles, and a second, more concentrated filtration to guarantee optimal air cleanliness. The filter can be washed in the dishwasher every 3-4 months¹, for a maximum of 3 years and dries at room temperature in a vertical position to allow the water to drain out. Alternatively, it can be placed in an oven at 50°C.

¹ Normal use cooker hood, by around 3 hours per day

High Performance



High-efficiency filter with a highly-concentrated carbon micro-granular structure that can guarantee more than 80% filtration capacity of intake fumes and a duration of up to 6 months, double that of a normal charcoal filter, making for economic savings of more than 20%.

CERAMIC FILTER



Innovative charcoal filter that can be regenerated in the oven at 200° every 2-3 months and allows to reach high absorption efficiency

CLIN & CLIN CLEANING LINE

Clin&Clin revitalising paste



Removes marks, spots and small rust stains caused by daily use, restoring a natural shine to steel surfaces.

Clin&Clin protective tissues



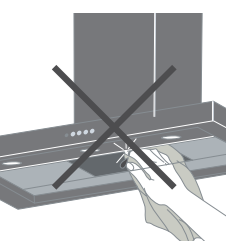
Protect and maintain the beauty of steel surfaces over time. Practical and disposable. To be applied on clean, dry surfaces.

QUALITY AND SAFETY


Faber hoods benefit from 60 years of competence in the treatment of kitchen air

- We were the first in the kitchen hood sector to obtain an ISO 9001 company qualitysystem certificate.
- System integrated with Quality, Safety and Environment certified by SGS respecting the ISO 9001:2000, OHSAS 18001 and ISO 14001 norms.
- We have received the SGS Excellence Certificate, the absolute first in the world, number 001.
- All Faber hoods conform to European safety standards (EC mark of conformity), and have also been certified by the IMQ, a reliable, independent organisation further guaranteeing clients on quality (IMQ mark of security).

FABER HOODS ARE DESIGNED FOR SAFETY



Hammered internal edges and tempered glass to avoid risks of cutting.



Thermo-protected motors and self-extinguishing plastics help avoid any risk of fire. Electronics are solid state, cables and connections are all placed correctly to avoid electric shock or dangerous sparks.

All Faber hoods have undergone safety and performance tests. Aspiration and noise capacity have been measured according to standard norms:
- EN 61591
- EN 60704-3
unique specifications for surveying kitchen hood performance. ATTENTION: Comparisons between different brand hoods should be carried out on complete data obtained according to these standards. The Faber laboratory is NEMKO and IMQ certified.

ASSISTENZA

ASSISTANCE



Our toll Contact Number can be reached from Monday to Friday from 8am to 8pm and Saturday from 8am to 2pm for the following service assistance:
- Information about products
- Information about shop branches
- Information about where to purchase spare parts and accessories
- Activation of technical assistance request
- Product or service complaints

The cost of the call may vary depending on the operator used. Please consult the rates of your operator.

Faber Technical Assistance is also active in Europe

Check the website www.faberspa.com for phone numbers

All Faber products are covered with a 2-year “Full guarantee”

“Full guarantee” that covers any compliant defects which might be revealed on the hood over this period. This guarantee does not cover defects not attributable to Faber such as those caused by erred installation, by any use not compliant with the instructions detailed in the instruction manual or by damage caused during transport.


SPECIAL FINISHES




Black gloss



Black matt RAL 9005



White matt NCS S 500N



White




Warm white



Grey matt



Burgundy/Gold RAL 020 30 30



Dark grey matt RAL 0003000



Country grey matt



Cast iron



Old metal



Dark grey concrete



Cross titanium



Dark grey stoneware



Light grey stoneware

The images are indicative only and are not fully representative of the product finish.



Gold




Old brass RAL 8025




Old copper




Tibetan Silver



White/Warm gray 3C - WH/WG




White/Transparent - WH/T



Warm gray 1C/Warm gray 3C - WG1C/WG3C




Dark grey/Light grey - DG/LG



Dusty blue RAL 240 60 15



Sand RAL 0508010



Titanium matt RAL 7048

The performance shown in this catalogue is declared in accordance with the new Code of Conduct signed by the most qualified European manufacturers members of CECED (European Committee of Domestic Equipment Manufacturers), a strict code for transparency which establishes clear rules to measure air flow and noise level for hoods, common to all cooker hoods manufacturers:

- air capacity according to IEC/EN 61591 method
(with the hood fitted using a ducting pipe)
- noise level according to IEC/EN 60704-3 method (sound power)

FINISHES

AM/X	metal aluminium/stainless steel handle
BK	black
BK GLASS/A	black glass/aluminium
BK GLOSS	black gloss
CG	country grey
CI	cast iron
CT	cross titanium
DB	dusty blue
DG	dark grey
DG/C	dark grey/concrete
DGC	dark grey concrete
LG	light grey
LG/X	light grey/stainless steel handle
OB	old brass
OC	old copper
OM	old metal
SS	black body/stainless steel strip
WG	warm gray
WH	white
WH MATT/TS	white matt/tibetan silver
WW	warm white
X	stainless steel
X/OM	stainless steel/old metal
X/V	stainless steel/glass

PERFORMANCE

SPEED	Speed
M³/H	Air capacity IEC point
PA	Pressure
W	Input
dB(A)	Noise level
16	1 motor , width 600 mm
18	1 motor , width 800 mm
19	1 motor , width 900 mm

Il produttore si riserva il diritto di apportare modifiche di materiale e di modelli senza preavviso.

